

The AlphaCentric Robotics and Automation Fund invests primarily in companies that design and build robotics and automation systems worldwide.

Why Invest?

- As an actively managed portfolio, we believe the Fund is a pure-play strategy that offers high growth potential underrepresented in the S&P 500
- The drivers of growth in this space (aging demographics, competitive pressures, productivity enhancement) have been accelerated by Covid-19
- Portfolio Manager was an early investor in robotics and automation and has developed domain expertise within this rapidly growing industry
- Fund may provide differentiated exposure by investing broadly across robotics and automation

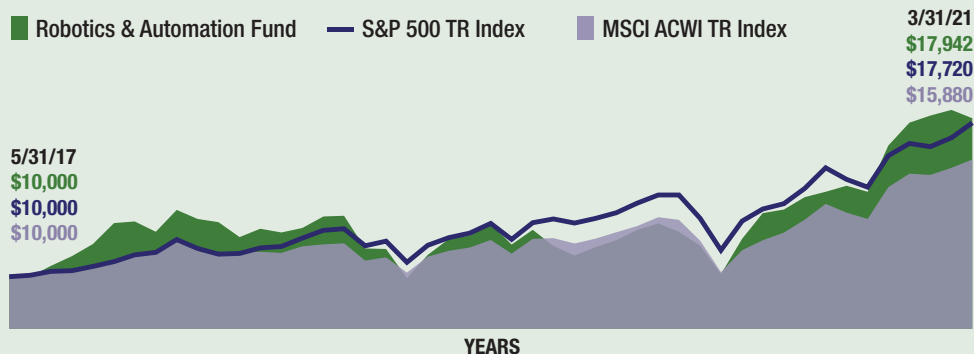
Fund Performance as of 3/31/21 (Annualized if greater than 1 year)

Inception Date: 5/31/17	QTD	6 MOS	YTD	1 YR	3 YR	Inception
Class I	1.35	23.42	1.35	77.45	12.38	16.79
Class A	1.25	23.19	1.25	77.05	12.11	16.48
Class C	1.10	22.83	1.10	75.72	11.27	15.62
S&P 500 TR	6.17	19.07	6.17	56.35	16.78	16.10
MSCI ACWI TR (Gross)	4.68	20.16	4.68	55.31	12.66	12.82
Class A w/ Sales Charge	-4.59	16.14	-4.59	66.83	9.93	14.69

Past performance does not guarantee future results and there is no assurance that the Fund will achieve its investment objective.

The maximum sales charge for Class "A" Shares is 5.75%. Performance is historic and does not guarantee future results. Investment return and principal value will fluctuate with changing market conditions so that when redeemed, shares may be worth more or less than their original cost. Current performance may be lower or higher than the performance data quoted. To obtain the most recent month end performance information or the funds prospectus please call the Fund, toll free at 1-844-ACFUNDS (844-223-8637). You can also obtain a prospectus at www.AlphaCentricFunds.com.

Growth of \$10,000



MSCI ACWI TR Index: The MSCI ACWI Index, MSCI's flagship global equity index, is designed to represent performance of the full opportunity set of large- and mid-cap stocks across 23 developed and 26 emerging markets. You cannot invest directly in an index and unmanaged index returns do not reflect any fees, expenses or sales charges.

S&P 500 TR Index: The S&P 500 is a stock market index that measures the stock performance of 500 large companies listed on stock exchanges in the U.S.

Alternative investments may not be suitable for all investors and an investment in the Fund is suitable only for investors who can bear the risks associated with the Fund's shares and should be viewed as a long-term investment.

Fund Objective

The Fund's objective is long-term growth of capital.

Investment Strategy

- The Fund seeks to achieve its objective by investing in US and foreign companies creating innovative technologies across multiple sectors
- Invests primarily in developed markets but may also invest in emerging markets, targeting companies with a market capitalization over \$50 million
- Portfolio consists of companies developing breakthrough technologies in areas such as:
 - Robotic-assisted surgery
 - Aerospace & defense
 - Transportation
 - Manufacturing

How to Invest

Share Class	Ticker	CUSIP
Class A	GNXAX	62827P675
Class C	GNXCX	62827P667
Class I	GNXIX	62827P659

Min. Initial Investment: \$2,500

Min. Subsequent Investment: \$100

There is no assurance that the Fund will achieve its investment objective. You cannot invest directly in an index and unmanaged index returns do not reflect any fees, expenses or sales charges.

Fund Management

Investment Advisor

AlphaCentric Advisors, LLC

Investment Sub-Advisor

Contego Capital Group, Inc.

Portfolio Manager

Brian Gahsman

- Portfolio Manager since fund inception
- 18+ years of investment experience
- BBA in Finance from the Haworth College of Business at Western Michigan University

Share Class Information

Share Class	Net Expense*	Gross Expense
Class A GNXAX	1.66%	2.19%
Class C GNXCX	2.41%	2.94%
Class I GNXIX	1.41%	1.94%

Inception date: 5/31/17

*The advisor has contractually agreed to waive fees and/or reimburse expenses of the Fund to the extent necessary to limit operating expenses (excluding front-end or contingent deferred loads, taxes, leverage interest, brokerage commissions, expenses incurred in connection with any merger or reorganization, dividend expense on securities sold short, underlying Fund fees and expenses or extraordinary expenses, such as litigation) at 1.65%, 2.40%, and 1.40% for Class A shares, Class C shares, and Class I shares, respectively, through July 31, 2021.

Investors should carefully consider the investment objectives, risks, charges and expenses of the AlphaCentric Funds. This and other important information about the Fund is contained in the prospectus, which can be obtained by calling 844-ACFUNDS (844-223-8637) or at www.AlphaCentricFunds.com. The prospectus should be read carefully before investing.

The AlphaCentric Funds are distributed by Northern Lights Distributors, LLC, member FINRA/SIPC. AlphaCentric Advisors, LLC is not affiliated with Northern Lights Distributors, LLC.

8058-NLD-4/13/2021

Contact Us

+1 855 674 FUND

www.alphacentricfunds.com

info@alphacentricfunds.com

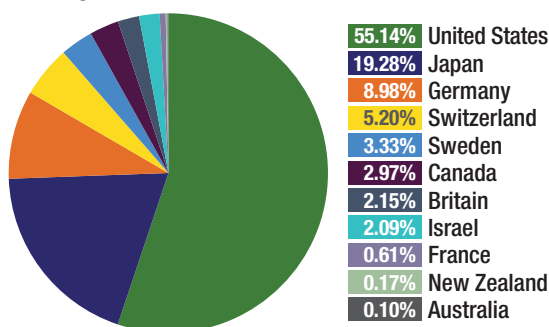
©2021 AlphaCentric Advisors ACFS GNX 1Q2021

companies and normally have a lower trading volume than larger companies. Rapid change to technologies that affect a company's products could have a material adverse effect on operating results. Robotics and automation companies may rely on a combination of patents, copyrights, trademarks and trade secret laws to establish and protect proprietary rights in their products and technologies. The Fund is non-diversified and as a result, changes in the value of a single security may have a significant effect on the Fund's value. The Fund is subject to regulatory change and tax risks; changes to current rules could increase costs associated with an investment in the Fund. Investments in international markets present special risks including currency fluctuation, the potential for diplomatic and political instability, regulatory and liquidity risks, foreign taxations and differences in auditing and other financial standards. Emerging market securities tend to be more volatile and less liquid than securities traded in developed countries.

Investment Process

- ➔ Management has constructed what they believe is a 'pure-play' portfolio by conducting fundamental bottom-up research on a universe of over 200 stocks.
- ➔ Companies must derive a significant amount of their revenues from the sale of robotics and automation systems and maintenance. The manager also seeks smaller market cap companies who maintain a high spending rate on research and development.
- ➔ Risk is managed via portfolio construction guidelines, cash levels and the use of structural hedges.
- ➔ Allocations are made worldwide in an effort to provide greater diversification

Country Allocation as of 3/31/21

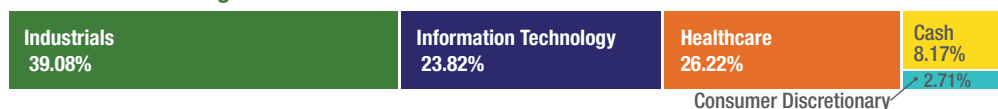


Portfolio Characteristics as of 3/31/21

Long Equity	39
Median Market Cap	\$5.4B
Average Market Cap	\$17.2B
Median P/E Ratio	64.01

Portfolio composition is subject to change.

Portfolio Sector Weights as of 3/31/21



Top Ten Holdings as of 3/31/21

Holding	% of Portfolio
Stereotax Inc	5.31%
Brooks Automation Inc	3.97%
Raven Industries Inc	3.73%
Nidec Corp	3.69%
Intuitive Surgical Inc	3.59%
AeroVironment Inc	3.53%
Sandvik AB	3.33%
GEA Group AG	3.24%
Omniceil Inc	3.16%
Allied Motion Technologies Inc	3.12%

Past performance does not guarantee future results and there is no assurance that the Fund will achieve its investment objective. Holdings are subject to change and should not be considered investment advice.

Important Risk Information

Investing in the Fund carries certain risks. The Fund may invest a percentage of its assets in derivatives, such as futures and options contracts. The use of such derivatives and the resulting high portfolio turnover may expose the Fund to additional risks that it would not be subject to if it invested directly in the securities and commodities underlying those derivatives. The Fund may experience losses that exceed those experienced by funds that do not use futures contracts and option strategies. Securities of robotics and automation companies, especially smaller, start-up companies tend to be more volatile securities than securities of companies that do not rely heavily on technology. Smaller sized companies may experience higher failure rates than larger