



MUTUAL FUND SERIES TRUST

AlphaCentric Asset Rotation Fund

Class A: ROTAX Class C: ROTCX Class I: ROTIX

AlphaCentric Bond Rotation Fund

Class A: BDRAX Class C: BDRCX Class I: BDRIX

AlphaCentric Hedged Market Opportunity Fund

Class A: HMXAX Class C: HMXCX Class I: HMXIX

(each a “Fund” and, collectively, the “Funds”)

June 11, 2018

The information in this Supplement amends certain information contained in the currently effective Summary Prospectus and Prospectus for the Funds, each dated August 1, 2017.

Effective August 10, 2018, the Funds’ investment objectives will be changed to the following:

AlphaCentric Asset Rotation Fund

The Fund's objective is to achieve long-term capital appreciation

AlphaCentric Bond Rotation Fund

The Fund's objective is to achieve long-term capital appreciation and total return

AlphaCentric Hedged Market Opportunity Fund

The Fund's objective is to achieve long-term capital appreciation

* * * * *

You should read this Supplement in conjunction with the Prospectus, Summary Prospectus and Statement of Additional Information for the Funds, each dated August 1, 2017, which provide information that you should know about the Funds before investing. These documents are available upon request and without charge by calling the Funds toll-free at 1-844-223-8637 or by writing to 17605 Wright Street, Omaha, Nebraska 68130.

Please retain this Supplement for future reference.



ALPHACENTRIC ASSET ROTATION FUND

Class A: ROTAX Class C: ROTCX Class I: ROTIX

ALPHACENTRIC INCOME OPPORTUNITIES FUND

Class A: IOFAX Class C: IOFCX Class I: IOFIX

ALPHACENTRIC BOND ROTATION FUND

Class A: BDRAX Class C: BDRCX Class I: BDRIX

ALPHACENTRIC HEDGED MARKET OPPORTUNITY FUND

Class A: HMXAX Class C: HMXCX Class I: HMXIX

**PROSPECTUS
AUGUST 1, 2017**

This Prospectus provides important information about the Funds that you should know before investing. Please read it carefully and keep it for future reference.

The Securities and Exchange Commission has not approved or disapproved these securities or determined if this Prospectus is truthful or complete. Any representation to the contrary is a criminal offense.

TABLE OF CONTENTS

FUND SUMMARY: ALPHACENTRIC ASSET ROTATION FUND 1
FUND SUMMARY: ALPHACENTRIC INCOME OPPORTUNITIES FUND 7
FUND SUMMARY: ALPHACENTRIC BOND ROTATION FUND 16
FUND SUMMARY: ALPHACENTRIC HEDGED MARKET OPPORTUNITY FUND..... 22
**ADDITIONAL INFORMATION ABOUT THE FUNDS’ PRINCIPAL INVESTMENT
STRATEGIES AND RELATED RISKS..... 29**
HOW TO BUY SHARES..... 43
HOW TO REDEEM SHARES..... 50
DISTRIBUTION PLANS 52
VALUING THE FUNDS’ ASSETS 53
DIVIDENDS, DISTRIBUTIONS AND TAXES 54
MANAGEMENT OF THE FUNDS..... 54
FINANCIAL HIGHLIGHTS 61
**APPENDIX A: INTERMEDIARY SPECIFIC SALES CHARGE REDUCTIONS AND WAIVERS
72**
PRIVACY NOTICE..... 74
FOR MORE INFORMATION 76

FUND SUMMARY: ALPHACENTRIC ASSET ROTATION FUND

Investment Objective: The Fund's objective is to achieve long-term capital appreciation with lower overall risk than the equity market.

Fees and Expenses of the Fund: This table describes the fees and expenses that you may pay if you buy and hold shares of the Fund. You may qualify for sales charge discounts on purchases of Class A shares if you and your family invest, or agree to invest in the future, at least \$50,000 in the Fund. More information about these and other discounts is available from your financial professional and is included in the section of the Fund's prospectus entitled **How to Buy Shares** on page 43 and **Appendix A – Intermediary-Specific Sales Charge Reductions and Waivers**, and in the sections of the Fund's Statement of Additional Information entitled **Reduction of Up-Front Sales Charge on Class A Shares** on page 51 and **Waiver of Up-Front Sales Charge on Class A Shares** on page 51.

Shareholder Fees (fees paid directly from your investment)	Class A	Class C	Class I
Maximum Sales Charge (Load) Imposed on Purchases (as a % of offering price)	5.75%	None	None
Maximum Deferred Sales Charge (Load)	None	None	None
Maximum Sales Charge (Load) Imposed on Reinvested Dividends and other Distributions	None	None	None
Redemption Fee	None	None	None
Annual Fund Operating Expenses (expenses that you pay each year as a percentage of the value of your investment)			
Management Fees	1.25%	1.25%	1.25%
Distribution and/or Service (12b-1) Fees	0.25%	1.00%	None
Other Expenses	0.61%	0.61%	0.61%
Acquired Fund Fees and Expenses¹	0.13%	0.13%	0.13%
Total Annual Fund Operating Expenses	2.24%	2.99%	1.99%
Fee Waiver and/or Expense Reimbursement²	(0.62)%	(0.62)%	(0.62)%
Total Annual Fund Operating Expenses After Fee Waiver and/or Expense Reimbursement	1.62%	2.37%	1.37%

¹Acquired Fund Fees and Expenses are the indirect costs of investing in other investment companies. The total annual fund operating expenses in this fee table will not correlate to the expense ratio in the Fund's financial highlights because the financial statements include only the direct operating expenses incurred by the Fund, not the indirect costs of investing in other investment companies.

² The Advisor has contractually agreed to waive fees and/or reimburse expenses of the Fund to the extent necessary to limit total annual fund operating expenses (excluding certain expenses including brokerage costs; underlying fund expenses; borrowing costs, such as (a), interest and (b) dividends on securities sold short; taxes; and, extraordinary expenses) at 1.49%, 2.24%, and 1.24% for Class A shares, Class C shares and Class I shares, respectively, through July 31, 2018. This agreement may only be terminated by the Fund's Board of Trustees on 60 days' written notice to the Advisor, by the Advisor with the consent of the Board and upon the termination of the Management Agreement between the Trust and the Advisor. Fee waivers and expense reimbursements are subject to possible recoupment by the Advisor from the Fund in future years on a rolling three-year basis (within the three years after the fees have been waived or reimbursed) if such recoupment can be achieved within the lesser of the expense limitation in place at the time of waiver/reimbursement and the expense limitation in place at the time of recapture.

Example: This Example is intended to help you compare the cost of investing in the Fund with the cost of investing in other mutual funds. The Example assumes that you invest \$10,000 in the Fund for the time periods indicated, and then redeem all of your shares at the end of those periods. The Example also assumes that your investment has a 5% return each year and that the Fund's operating expenses remain the same. Although your actual costs may be higher or lower, based on these assumptions your costs would be:

<u>YEAR</u>	<u>Class A</u>	<u>Class C</u>	<u>Class I</u>
1	\$730	\$240	\$139
3	\$1,179	\$866	\$564
5	\$1,653	\$1,518	\$1,015
10	\$2,956	\$3,265	\$2,267

Portfolio Turnover: The Fund pays transaction costs, such as commissions, when it buys and sells securities (or "turns over" its portfolio). A higher portfolio turnover may indicate higher transaction costs and may result in higher taxes when Fund shares are held in a taxable account. These costs, which are not reflected in annual fund operating expenses or in the Example, affect the Fund's performance. The portfolio turnover rate of the Fund for the fiscal year ended March 31, 2017 was 691% of the average value of its portfolio.

Principal Investment Strategies:

The Fund attempts to achieve its objective by investing in a portfolio of global asset class exchange traded Funds ("ETFs"). The ETFs that may be held in the portfolio include those that invest in U.S. equities of any market capitalization, foreign (including emerging markets) equities of any market capitalization, and cash and cash equivalents. The Fund, through tactical adjustments to its allocation between ETFs that invest in equities and ETFs that invest in cash and cash equivalents, seeks to generate superior risk-adjusted returns and limit the size of the drawdown of the Fund's portfolio in relation to the size of the drawdowns that can be incurred by a 100% stock allocation. A drawdown is the peak-to-trough decline during a specific record period of an investment.

The Sub-Advisor uses a rules-based approach to select global asset class ETFs for the Fund. The Fund will generally hold one to five ETFs depending on the relative strength of the asset classes represented by the ETFs relative to each other and relative to cash or cash equivalents. The ETFs are ranked according to a relative strength score using proprietary formulas that take into account the price movement and volatility of each ETF. Assets will be rotated and more concentrated in the areas of highest relative strength. The Fund actively trades its portfolio investments, which may lead to higher transaction costs that may affect the Fund's performance.

The Fund is classified as "non-diversified" for purposes of the Investment Company Act of 1940 (the "1940 Act"), which means that it is not limited by the 1940 Act with regard to the portion of its assets that may be invested in the securities of a single issuer.

Principal Risks of Investing in the Fund:

As with any mutual fund, there is no guarantee that the Fund will achieve its objective. Investment markets are unpredictable, and there will be certain market conditions where the Fund will not meet its investment objective and will lose money. The Fund's net asset value and returns will vary and you could lose money on your investment in the Fund and those losses could be significant.

The following summarizes the principal risks of investing in the Fund. These risks could adversely affect the net asset value, total return and the value of the Fund and your investment.

Acquired Fund Risk. Because the Fund may invest in other investment companies such as ETFs, the value of your investment will fluctuate in response to the performance of the acquired funds. Investing in acquired funds involves certain additional expenses and certain tax results that would not arise if you invested directly in the securities of the acquired funds.

Emerging Markets. Investing in emerging markets involves not only the risks described below with respect to investing in foreign securities, but also other risks, including exposure to economic structures that are generally less diverse and mature, and to political systems that can be expected to have less stability, than those of developed countries. The typically small size of the markets of securities of issuers located in emerging markets and the possibility of a low or nonexistent volume of trading in those securities may also result in a lack of liquidity and in price volatility of those securities.

Fixed Income Risk. When the Fund invests in fixed income securities (U.S. Treasuries), the value of your investment in the Fund will fluctuate with changes in interest rates. Typically, a rise in interest rates causes a decline in the value of fixed income securities owned by the Fund. In general, the market price of fixed income securities with longer maturities will increase or decrease more in response to changes in interest rates than shorter-term securities.

Foreign Securities Risk. Since the Fund's investments may include foreign securities, the Fund is subject to risks beyond those associated with investing in domestic securities. Foreign companies are generally not subject to the same regulatory requirements of U.S. companies thereby resulting in less publicly available information about these companies. In addition, foreign accounting, auditing and financial reporting standards generally differ from those applicable to U.S. companies.

Management Risk. The portfolio manager's judgments about the attractiveness, value and potential appreciation of particular stocks or other securities in which the Fund invests may prove to be incorrect and there is no guarantee that the portfolio manager's judgment will produce the desired results.

Market Risk. Overall stock market risks may also affect the value of the Fund. Factors such as domestic economic growth and market conditions, interest rate levels and political events affect the securities markets.

Non-diversification Risk. Because a relatively high percentage of a non-diversified Fund's assets may be invested in the securities of a limited number of companies that could be in the same or related economic sectors, the Fund's portfolio may be more susceptible to any single economic, technological or regulatory occurrence than the portfolio of a diversified fund.

Security Risk. The value of the Fund may decrease in response to the activities and financial prospects of an individual security in the Fund's portfolio.

Small and Mid Capitalization Stock Risk. To the extent the Fund invests in the stocks of small and mid-sized companies, the Fund may be subject to additional risks, including the risk that earnings and prospects of these companies are more volatile than larger companies.

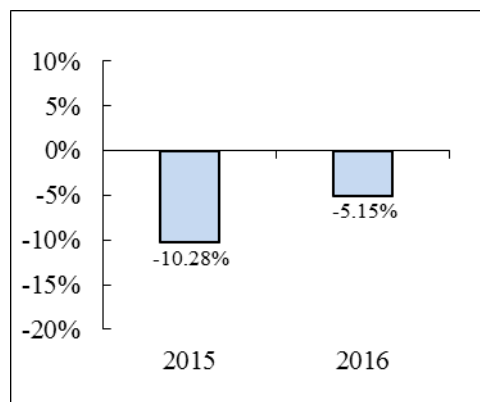
Tracking Risk of ETFs. Investment in the Fund should be made with the understanding that the ETFs in which the Fund invests will not be able to replicate exactly the performance of the indices or sector they track because the total return generated by the securities will be reduced by transaction costs incurred in adjusting the actual balance of the securities. In addition, the ETFs in which the Fund invests will incur expenses not incurred by their applicable indices. Certain securities comprising the indices tracked by the ETFs may, from time to time, temporarily be unavailable, which may further impede the ETFs' ability to track their applicable indices.

Turnover Risk: The Fund may have portfolio turnover rates significantly in excess of 100%. Increased portfolio turnover causes the Fund to incur higher brokerage costs, which may adversely affect the Fund's performance and may produce increased taxable distributions.

Performance:

The bar chart and accompanying table shown below provide an indication of the risks of investing in the Fund by showing the total return of its Class A shares for each full calendar year, and by showing how its average annual returns compare over time with those of a broad measure of market performance and supplemental index. Although Class C and Class I shares would have similar annual returns to Class A shares because the classes are invested in the same portfolio of securities, the returns for Class C and Class I shares would be different from Class A shares because Class C and Class I shares have different expenses than Class A shares. Sales charges are reflected in the information shown below in the table, but the information shown in the bar chart does not reflect sales charges, and, if it did, returns would be lower. How the Fund has performed in the past (before and after taxes) is not necessarily an indication of how it will perform in the future. Updated performance information is available at no cost by calling 1-844-ACFUND8 (844-223-8637).

Annual Total Returns



During the period shown in the bar chart, the highest return for a quarter was 2.22% (quarter ended September 30, 2016), and the lowest return for a quarter was (5.14)% (quarter ended June 30, 2015). The Fund’s Class A year-to-date return for the period ended June 30, 2017 was 5.34%.

Average Annual Total Returns (for the periods ended, December 31, 2016)

Class A	1 Year	Since inception (July 31, 2014)
Return Before Taxes	(10.63)%	(6.61)%
Return After Taxes on Distributions	(11.64)%	(7.59)%
Return After Taxes on Distributions and Sale of Fund Shares	(6.00)%	(5.35)%
Class C		
Return Before Taxes	(5.76)%	(4.84)%
Class I		
Return Before Taxes	(4.87)%	(4.07)%
S&P 500 Index (reflects no deduction for fees, expenses or taxes)	11.96%	8.62%
MSCI World Index (reflects no deduction for fees, expenses or taxes)	3.21%	3.83%

After-tax returns are calculated using the highest historical individual federal marginal income tax rate and do not reflect the impact of state and local taxes. Actual after-tax returns depend on a shareholder’s tax situation and may differ from those shown. After-tax returns are not relevant for shareholders who hold Fund shares in tax-deferred accounts or to shares held by non-taxable entities. After-tax returns are only shown for Class A shares. After-tax returns for Class C and Class I shares will vary.

Advisor: AlphaCentric Advisors LLC is the Fund’s investment advisor (the “Advisor”).

Sub-Advisor: Keystone Wealth Advisors LLC is the Fund’s investment sub-advisor (the “Sub-Advisor”).

Portfolio Managers: Gordon Nelson, Chief Investment Strategist of the Sub-Advisor, and Tyler Vanderbeek, Portfolio Manager of the Sub-Advisor, serves as the Fund’s portfolio managers. Mr. Nelson is the lead portfolio manager of the Fund. Mr. Nelson and Mr. Vanderbeek have served the Fund in these capacities since the Fund commenced operations in 2014.

Purchase and Sale of Fund Shares: The minimum initial investment in each share class of the Fund is \$2,500 for a regular account, \$2,500 for an IRA account, or \$100 for an automatic investment plan account. The minimum subsequent investment in the Fund is \$100. You may purchase and redeem shares of the Fund on any day that the New York Stock Exchange is open. Redemption requests may be made in writing, by telephone or through a financial intermediary to the Fund or the Transfer Agent and will be paid by check or wire transfer.

Tax Information: Dividends and capital gain distributions you receive from the Fund, whether you reinvest your distributions in additional Fund shares or receive them in cash, are taxable to you at either ordinary income or capital gains tax rates unless you are investing through a tax-deferred plan such as an IRA or 401(k) plan. If you are investing in a tax-deferred plan, distributions may be taxable upon withdrawal from the plan.

Payments to Broker-Dealers and Other Financial Intermediaries: If you purchase the Fund through a broker-dealer or other financial intermediary (such as a bank), the Fund and its related companies may pay the intermediary for the sale of Fund shares and related services. These payments may create a conflict of interest by influencing the broker-dealer or other intermediary and your salesperson to recommend the Fund over another investment. Ask your salesperson or visit your financial intermediary's website for more information.

FUND SUMMARY: ALPHACENTRIC INCOME OPPORTUNITIES FUND

Investment Objective: The Fund's objective is current income.

Fees and Expenses of the Fund: This table describes the fees and expenses that you may pay if you buy and hold shares of the Fund. You may qualify for sales charge discounts on purchases of Class A shares if you and your family invest, or agree to invest in the future, at least \$50,000 in the Fund. More information about these and other discounts is available from your financial professional and is included in the section of the Fund's prospectus entitled **How to Buy Shares** on page 43 and **Appendix A – Intermediary-Specific Sales Charge Reductions and Waivers**, and in the sections of the Fund's Statement of Additional Information entitled **Reduction of Up-Front Sales Charge on Class A Shares** on page 51 and **Waiver of Up-Front Sales Charge on Class A Shares** on page 51.

Shareholder Fees (fees paid directly from your investment)	Class A	Class C	Class I
Maximum Sales Charge (Load) Imposed on Purchases (as a % of offering price)	4.75%	None	None
Maximum Deferred Sales Charge (Load)	None	None	None
Maximum Sales Charge (Load) Imposed on Reinvested Dividends and other Distributions	None	None	None
Redemption Fee	None	None	None
Annual Fund Operating Expenses (expenses that you pay each year as a percentage of the value of your investment)			
Management Fees	1.50%	1.50%	1.50%
Distribution and Service (12b-1) Fees	0.25%	1.00%	None
Other Expenses	0.33%	0.33%	0.33%
Acquired Fund Fees and Expenses¹	0.01%	0.01%	0.01%
Total Annual Fund Operating Expenses	2.09%	2.84%	1.84%
Fee Waiver and/or Expense Reimbursement²	(0.34)%	(0.34)%	(0.34)%
Total Annual Fund Operating Expenses After Fee Waiver and/or Expense Reimbursement	1.75%	2.50%	1.50%

¹Acquired Fund Fees and Expenses are the indirect costs of investing in other investment companies. The total annual fund operating expenses in this fee table will not correlate to the expense ratio in the Fund's financial highlights because the financial statements include only the direct operating expenses incurred by the Fund, not the indirect costs of investing in other investment companies.

² The Fund's advisor has contractually agreed to waive fees and/or reimburse expenses of the Fund to the extent necessary to limit total annual fund operating expenses (excluding brokerage costs; underlying fund expenses; borrowing costs such as (a) interest and (b) dividends on securities sold short; taxes; and, extraordinary expenses) at 1.74%, 2.49% and 1.49% for Class A shares, Class C shares and Class I shares, respectively, through July 31, 2018. This agreement may only be terminated by the Fund's Board of Trustees on 60 days' written notice to the advisor, by the advisor with the consent of the Board and upon the termination of the Management Agreement between the Trust and the advisor. Fee waivers and expense reimbursements are subject to possible recoupment by the advisor from the Fund in future years on a rolling three-year basis (within the three years after the fees have been waived or reimbursed) if such recoupment can be achieved within the lesser of the expense limitation in place at the time of waiver/reimbursement and the expense limitation in place at the time of recapture.

Example: This Example is intended to help you compare the cost of investing in the Fund with the cost of investing in other mutual funds. The Example assumes that you invest \$10,000 in the Fund for the time periods indicated, and then redeem all of your shares at the end of those periods. The Example also assumes that your investment has a 5% return each year and that the Fund's operating expenses remain the same. Although your actual costs may be higher or lower, based on these assumptions your costs would be:

<u>YEAR</u>	<u>Class A</u>	<u>Class C</u>	<u>Class I</u>
1	\$644	\$253	\$153
3	\$1,068	\$848	\$546
5	\$1,516	\$1,469	\$964
10	\$2,755	\$3,142	\$2,131

Portfolio Turnover: The Fund pays transaction costs, such as commissions, when it buys and sells securities (or "turns over" its portfolio). A higher portfolio turnover may indicate higher transaction costs and may result in higher taxes when Fund shares are held in a taxable account. These costs, which are not reflected in annual fund operating expenses or in the Example, affect the Fund's performance. The portfolio turnover rate of the Fund for the fiscal year ended March 31, 2017 was 10% of the average value of its portfolio.

Principal Investment Strategies:

The Fund seeks to achieve its investment objective by primarily investing in asset-backed fixed income securities, such as securities backed by credit card receivables, automobiles, aircraft, student loans, and agency and non-agency residential and commercial mortgages. Asset-backed securities in which the Fund may invest also include collateralized debt obligations ("CDOs"), collateralized loan obligations ("CLOs") and private collateralized loans. The allocation of the Fund's investments in these various asset classes depends on the view of the Fund's investment sub-advisor, Garrison Point Capital, LLC ("Garrison Point"), as to which asset classes offer the best risk-adjusted values in the marketplace at a given time. However, the Fund expects to focus its investments in non-agency residential mortgage backed securities. Under normal circumstances, the Fund invests over 25% of its assets in residential mortgage-backed securities (agency and non-agency) and commercial mortgage-backed securities.

The Fund may also invest in corporate debt securities; U.S. Treasury securities; repurchase and reverse repurchase agreements; investment companies that invest in fixed income securities; and over-the-counter and exchange-traded derivative instruments. Derivatives in which the Fund may invest include interest rate, total return, credit default, and synthetic swaps; interest rate and bond futures; and credit spread and interest rate options. In addition, the Fund may take short positions in exchange-traded funds ("ETFs") including inverse and leveraged ETFs. The Fund will use these derivatives for hedging purposes.

The Fund may invest in securities of any maturity or duration. The Fund does not limit its investments to a particular credit quality and may invest in distressed asset backed securities and other below investment grade securities (commonly referred to as "junk") without limitation. Below investment grade securities are those rated below Baa3 by Moody's Investor Services or equivalently by another nationally recognized statistical rating organization as well as non-rated securities. The Fund may hold up to 15% of its net assets in illiquid securities.

In selecting securities for investment, Garrison Point prioritizes capital preservation, and favors undervalued investments that produce consistent returns in most interest rate environments. Garrison Point selects those securities for investment that it believes offer the best risk/return opportunity based on its analyses of a variety of factors including collateral quality, duration, structure, excess interest, credit support, potential for greater upside and less downside

capture, liquidity, and market conditions. Garrison Point attempts to diversify geographically and, with respect to asset backed securities, among the servicing institutions. The Fund intends to hold the securities in its portfolio until maturity but may sell the securities held in its portfolio when the opportunity to capture outsized returns exists.

The Fund is classified as "non-diversified" for purposes of the Investment Company Act of 1940 (the "1940 Act"), which means a relatively high percentage of the Fund's assets may be invested in the securities of a limited number of companies that could be in the same or related economic sectors.

The Fund's distribution policy is to make twelve monthly distributions to shareholders. The level of monthly distributions (including any return of capital) is not fixed and is not designed to generate, and is not expected to result in, distributions that equal a fixed percentage of the Fund's current net asset value per share. Shareholders receiving periodic payments from the Fund may be under the impression that they are receiving net profits. However, all or a portion of a distribution may consist of a return of capital. Shareholders should not assume that the source of a distribution from the Fund is net profit. For more information about the Fund's distribution policy, please turn to "Additional Information About the Fund's Principal Investment Strategies and Related Risks – Principal Investment Strategies – AlphaCentric Income Opportunities Fund Distribution Policy and Goals" section in the Fund's Prospectus.

Principal Risks of Investing in the Fund:

As with any mutual fund, there is no guarantee that the Fund will achieve its objective. Investment markets are unpredictable, and there will be certain market conditions where the Fund will not meet its investment objective and will lose money. The Fund's net asset value and returns will vary and you could lose money on your investment in the Fund and those losses could be significant.

The following summarizes the principal risks of investing in the Fund. These risks could adversely affect the net asset value, total return and the value of the Fund and your investment.

Acquired Fund Risk. Because the Fund may invest in other investment companies such as ETFs, the value of your investment will fluctuate in response to the performance of the acquired funds. Investing in acquired funds involves certain additional expenses and certain tax results that would not arise if you invested directly in the securities of the acquired funds.

Asset-Backed and Mortgage Backed Security Risk. When the Fund invests in asset-backed securities and mortgage-backed securities, the Fund is subject to the risk that, if the underlying borrowers fail to pay interest or repay principal, the assets backing these securities may not be sufficient to support payments on the securities.

CDOs and CLOs Risk: CDOs and CLOs are securities backed by an underlying portfolio of debt and loan obligations, respectively. CDOs and CLOs issue classes or "tranches" that vary in risk and yield and may experience substantial losses due to actual defaults, decrease of market value due to collateral defaults and removal of subordinate tranches, market anticipation of defaults and investor aversion to CDO and CLO

securities as a class. The risks of investing in CDOs and CLOs depend largely on the tranche invested in and the type of the underlying debts and loans in the tranche of the CDO or CLO, respectively, in which the Fund invests. CDOs and CLOs also carry risks including, but not limited to, interest rate risk and credit risk.

Concentration Risk. Concentration risk results from maintaining exposure to the performance of the residential and commercial mortgages held in the mortgage-backed securities in which the Fund will invest. The risk of concentrating in these types of investments is that the Fund will be susceptible to the risks associated with mortgage-backed securities as discussed above.

Credit Default Swap Risk: Credit default swaps ("CDS") are typically two-party financial contracts that transfer credit exposure between the two parties. Under a typical CDS, one party (the "seller") receives pre-determined periodic payments from the other party (the "buyer"). The seller agrees to make compensating specific payments to the buyer if a negative credit event occurs, such as the bankruptcy or default by the issuer of the underlying debt instrument. The use of CDS involves investment techniques and risks different from those associated with ordinary portfolio security transactions, such as potentially heightened counterparty, concentration and exposure risks.

Credit Risk. Credit risk is the risk that the issuer of a security and other instrument will not be able to make principal and interest payments when due. Credit risk may be substantial for the Fund, particularly with respect to the non-agency residential mortgage backed securities in which the Fund invests.

Derivatives Risk. The use of derivative instruments involves risks different from, or possibly greater than, the risks associated with investing directly in securities and other traditional investments. These risks include (i) the risk that the counterparty to a derivative transaction may not fulfill its contractual obligations; (ii) risk of mispricing or improper valuation; and (iii) the risk that changes in the value of the derivative may not correlate perfectly with the underlying asset, rate or index. Derivative prices are highly volatile and may fluctuate substantially during a short period of time. Such prices are influenced by numerous factors that affect the markets, including, but not limited to: changing supply and demand relationships; government programs and policies; national and international political and economic events, changes in interest rates, inflation and deflation and changes in supply and demand relationships. Trading derivative instruments involves risks different from, or possibly greater than, the risks associated with investing directly in securities.

Distribution Policy Risk. The Fund's distribution policy is not designed to generate, and is not expected to result in, distributions that equal a fixed percentage of the Fund's current net asset value per share. *Shareholders receiving periodic payments from the Fund may be under the impression that they are receiving net profits. However, all or a portion of a distribution may consist of a return of capital (i.e., from your original investment). Shareholders should not assume that the source of a distribution from the Fund is net profit.* Shareholders should note that return of capital will reduce the tax basis of their shares and potentially increase the taxable gain, if any, upon disposition of their shares.

Fixed Income Securities Risk. When the Fund invests in fixed income securities, the value of your investment in the Fund will fluctuate with changes in interest rates. Typically, a rise in interest rates causes a decline in the value of fixed income securities owned by the Fund. In general, the market price of fixed income securities with longer maturities will increase or decrease more in response to changes in interest rates than shorter-term securities. Other risk factors include credit risk (the debtor may default) and prepayment risk (the debtor may pay its obligation early, reducing the amount of interest payments). These risks could affect the value of a particular investment by the Fund, possibly causing the Fund's share price and total return to be reduced and fluctuate more than other types of investments.

Futures Risk. The Fund's use of futures involves risks different from, or possibly greater than, the risks associated with investing directly in securities and other traditional investments. These risks include (i) leverage risk (ii) risk of mispricing or improper valuation; and (iii) the risk that changes in the value of the futures contract may not correlate perfectly with the underlying index. Investments in futures involve leverage, which means a small percentage of assets invested in futures can have a disproportionately large impact on the Fund. This risk could cause the Fund to lose more than the principal amount invested. Futures contracts may become mispriced or improperly valued when compared to the adviser's expectation and may not produce the desired investment results. Additionally, changes in the value of futures contracts may not track or correlate perfectly with the underlying index because of temporary, or even long-term, supply and demand imbalances and because futures do not pay dividends unlike the stocks upon which they are based.

Hedging Risk. Hedging is a strategy in which the Fund uses an option to offset the risks associated with other Fund holdings. There can be no assurance that the Fund's hedging strategy will reduce risk or that hedging transactions will be either available or cost effective. The Fund is not required to use hedging and may choose not to do so.

Inverse ETF Risk. Investments in inverse ETFs will prevent the Fund from participating in market-wide or sector-wide gains and may not prove to be an effective hedge. During periods of increased volatility, inverse ETFs may not perform in the manner they are designed.

Junk Bond Risk. Lower-quality bonds, known as "high yield" or "junk" bonds, present greater risk than bonds of higher quality, including an increased risk of default. An economic downturn or period of rising interest rates could adversely affect the market for these bonds and reduce the Fund's ability to sell its bonds. The lack of a liquid market for these bonds could decrease the Fund's share price.

Leverage Risk. The use of leverage by the Fund, such as borrowing money to purchase securities or the use of options, will cause the Fund to incur additional expenses and magnify the Fund's gains or losses.

Leveraged ETF Risk. Investing in leveraged ETFs will amplify the Fund's gains and losses. Most leveraged ETFs "reset" daily. Due to the effect of compounding, their performance over longer periods of time can differ significantly from the performance of their underlying index or benchmark during the same period of time.

Liquidity Risk. Liquidity risk exists when particular investments of the Fund would be difficult to purchase or sell, possibly preventing the Fund from selling such illiquid securities at an advantageous time or price, or possibly requiring the Fund to dispose of other investments at unfavorable times or prices in order to satisfy its obligations.

Management Risk. The portfolio manager's judgments about the attractiveness, value and potential appreciation of particular stocks or other securities in which the Fund invests or sells short may prove to be incorrect and there is no guarantee that the portfolio manager's judgment will produce the desired results.

Market Risk. Overall market risks may also affect the value of the Fund. Factors such as domestic economic growth and market conditions, interest rate levels and political events affect the securities markets.

Non-diversification Risk. The Fund's portfolio may focus on a limited number of investments and will be subject to potential for volatility than a diversified fund.

Options Risk. There are risks associated with the sale and purchase of call and put options. As a seller (writer) of a put option, the Fund will tend to lose money if the value of the reference index or security falls below the strike price. As the seller (writer) of a call option, the Fund will tend to lose money if the value of the reference index or security rises above the strike price. As the buyer of a put or call option, the Fund risks losing the entire premium invested in the option if the Fund does not exercise the option.

Over-the-Counter ("OTC") Trading Risk—Certain of the derivatives in which the Fund may invest may be traded (and privately negotiated) in the OTC market. While the OTC derivatives market is the primary trading venue for many derivatives, it is largely unregulated. As a result and similar to other privately negotiated contracts, the Fund is subject to counterparty credit risk with respect to such derivative contracts.

Prepayment and Extension Risk. Prepayment risk is the risk that principal on a debt obligation may be repaid earlier than anticipated. Extension risk is the risk that an issuer will exercise its right to repay principal on a fixed rate obligation held by the Fund later than expected. Both prepayment and extension risks may impact the Fund's profits and/or require it to pay higher yields than were expected.

Real Estate Risk. The Fund is subject to the risks of the real estate market as a whole, such as taxation, regulations and economic and political factors that negatively impact the real estate market and the direct ownership of real estate. These may include decreases in real estate values, overbuilding, rising operating costs, interest rates and property taxes. In addition, some real estate related investments are not fully diversified and are subject to the risks associated with financing a limited number of projects.

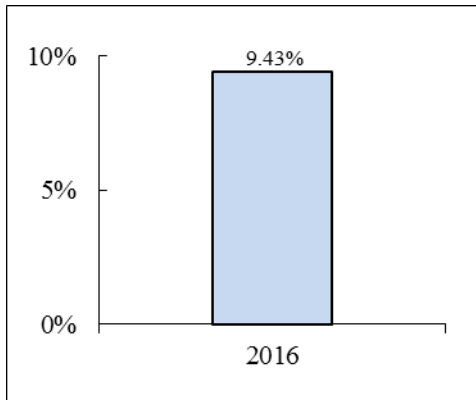
Repurchase and Reverse Repurchase Agreements Risk: The Fund may enter into repurchase agreements in which it purchases a security (known as the "underlying security") from a securities dealer or bank. In the event of a bankruptcy or other default by the seller of a repurchase agreement, the Fund could experience delays in liquidating the underlying security and losses in the event of a decline in the value of the underlying security while the Fund is seeking to enforce its rights under the repurchase agreement.

Reverse repurchase agreements involve the sale of securities held by the Fund with an agreement to repurchase the securities at an agreed-upon price, date and interest payment, and involve the risk that (i) the other party may fail to return the securities in a timely manner, or at all, and (ii) the market value of assets that are required to be repurchased decline below the purchase price of the asset that has to be sold, resulting in losses to the Fund.

Security Risk. The value of the Fund may decrease in response to the activities and financial prospects of an individual security in the Fund's portfolio.

Performance: The bar chart and accompanying table shown below provide an indication of the risks of investing in the Fund by showing the total return of its Class A shares for each full calendar year, and by showing how its average annual returns compare over time with those of a broad measure of market performance. Although Class C and Class I shares would have similar annual returns to Class A shares because the classes are invested in the same portfolio of securities, the returns for Class C and Class I shares would be different from Class A shares because Class C and Class I shares have different expenses than Class A shares. Sales charges are reflected in the information shown below in the table, but the information shown in the bar chart does not reflect sales charges, and, if it did, returns would be lower. How the Fund has performed in the past (before and after taxes) is not necessarily an indication of how it will perform in the future. Updated performance information is available at no cost by calling 1-844-ACFUNDS (844-223-8637).

Annual Total Returns



During the period shown in the bar chart, the highest return for a quarter was 3.78% (quarter ended September 30, 2016), and the lowest return for a quarter was 0.28% (quarter ended March 31, 2016). The Fund's Class A year-to-date return for the period ended June 30, 2017 was 6.70%.

**Average Annual Total Returns
(for the periods ended, December 31, 2016)**

Class A	1 Year	Since inception (5/28/15)
Return Before Taxes	4.23%	9.27%
Return After Taxes on Distributions	2.08%	7.23%
Return After Taxes on Distributions and Sale of Fund Shares	2.34%	6.12%
Class C		
Return Before Taxes	8.65%	11.88%
Class I		
Return Before Taxes	9.78%	12.96%
Bloomberg Barclays US Agg Bond Index (reflects no deduction for fees, expenses or taxes)	2.65%	1.47%

After-tax returns are calculated using the highest historical individual federal marginal income tax rate and do not reflect the impact of state and local taxes. Actual after-tax returns depend on a shareholder's tax situation and may differ from those shown. After-tax returns are not relevant for shareholders who hold Fund shares in tax-deferred accounts or to shares held by non-taxable entities. After-tax returns are only shown for Class A shares. After-tax returns for Class C and Class I shares will vary.

Advisor: AlphaCentric Advisors LLC is the Fund's investment advisor (the "Advisor").

Sub-Advisor: Garrison Point Capital, LLC is the Fund's investment sub-advisor (the "Sub-Advisor").

Portfolio Managers: Tom Miner, Principal and Portfolio Manager of the Sub-Advisor, Garrett Smith, Principal and Portfolio Manager of the Sub-Advisor, and Brian Loo, Portfolio Manager of the Sub-Advisor, are the Fund's Portfolio Managers and are jointly and primarily responsible for the day to day management of the Fund's portfolio. They have served the Fund in this capacity since the Fund commenced operations in 2015.

Purchase and Sale of Fund Shares: The minimum initial investment in all share classes of the Fund is \$2,500 for regular and IRA accounts, and \$100 for an automatic investment plan account. The minimum subsequent investment in all share classes of the Fund is \$100. You may purchase and redeem shares of the Fund on any day that the New York Stock Exchange is open. Redemption requests may be made in writing, by telephone or through a financial intermediary to the Fund or the Transfer Agent and will be paid by check or wire transfer.

Tax Information: Dividends and capital gain distributions you receive from the Fund, whether you reinvest your distributions in additional Fund shares or receive them in cash, are taxable to you at either ordinary income or capital gains tax rates unless you are investing through a tax-deferred plan such as an IRA or 401(k) plan. If you are investing in a tax-deferred plan, distributions may be taxable upon withdrawal from the plan.

Payments to Broker-Dealers and Other Financial Intermediaries: If you purchase the Fund through a broker-dealer or other financial intermediary (such as a bank), the Fund and its related companies may pay the intermediary for the sale of Fund shares and related services. These payments may create a conflict of interest by influencing the broker-dealer or other intermediary and your salesperson to recommend the Fund over another investment. Ask your salesperson or visit your financial intermediary's website for more information.

FUND SUMMARY: ALPHACENTRIC BOND ROTATION FUND

Investment Objective: The Fund's objective is to achieve long-term capital appreciation and total return through various economic or interest rate environments.

Fees and Expenses of the Fund: This table describes the fees and expenses that you may pay if you buy and hold shares of the Fund. You may qualify for sales charge discounts on purchases of Class A shares if you and your family invest, or agree to invest in the future, at least \$50,000 in the Fund. More information about these and other discounts is available from your financial professional and is included in the section of the Fund's prospectus entitled **How to Buy Shares** on page 43 and **Appendix A – Intermediary-Specific Sales Charge Reductions and Waivers**, and in the sections of the Fund's Statement of Additional Information entitled **Reduction of Up-Front Sales Charge on Class A Shares** on page 51 and **Waiver of Up-Front Sales Charge on Class A Shares** on page 51.

Shareholder Fees (fees paid directly from your investment)	Class A	Class C	Class I
Maximum Sales Charge (Load) Imposed on Purchases (as a % of offering price)	4.75%	None	None
Maximum Deferred Sales Charge (Load)	None	None	None
Maximum Sales Charge (Load) Imposed on Reinvested Dividends and other Distributions	None	None	None
Redemption Fee	None	None	None
Annual Fund Operating Expenses (expenses that you pay each year as a percentage of the value of your investment)			
Management Fees	1.25%	1.25%	1.25%
Distribution and/or Service (12b-1) Fees	0.25%	1.00%	None
Other Expenses	1.12%	1.12%	1.12%
Acquired Fund Fees and Expenses¹	0.42%	0.42%	0.42%
Total Annual Fund Operating Expenses	3.04%	3.79%	2.79%
Fee Waiver and/or Expense Reimbursement²	(1.13)%	(1.13)%	(1.13)%
Total Annual Fund Operating Expenses After Fee Waiver and/or Expense Reimbursement	1.91%	2.66%	1.66%

¹Acquired Fund Fees and Expenses are the indirect costs of investing in other investment companies. The total annual fund operating expenses in this fee table will not correlate to the expense ratio in the Fund's financial highlights because the financial statements include only the direct operating expenses incurred by the Fund, not the indirect costs of investing in other investment companies.

² The Advisor has contractually agreed to waive fees and/or reimburse expenses of the Fund to the extent necessary to limit total annual fund operating expenses (excluding certain expenses including brokerage costs; underlying fund expenses; borrowing costs, such as (a), interest and (b) dividends on securities sold short; taxes; and, extraordinary expenses) at 1.49%, 2.24% and 1.24% for Class A shares, Class C shares and Class I shares, respectively, through July 31, 2018. This agreement may only be terminated by the Fund's Board of Trustees on 60 days' written notice to the Advisor, by the Advisor with the consent of the Board and upon the termination of the Management Agreement between the Trust and the Advisor. Fee waivers and expense reimbursements are subject to possible recoupment by the Advisor from the Fund in future years on a rolling three-year basis (within the three years after the fees have been waived or reimbursed) if such recoupment can be achieved within the lesser of the expense limitation in place at the time of waiver/reimbursement and the expense limitation in place at the time of recapture.

Example: This Example is intended to help you compare the cost of investing in the Fund with the cost of investing in other mutual funds. The Example assumes that you invest \$10,000 in the Fund for the time periods indicated, and then redeem all of your shares at the end of those periods. The Example also assumes that your investment has a 5% return each year and that the Fund's operating expenses remain the same. Although your actual costs may be higher or lower, based on these assumptions your costs would be:

<u>YEAR</u>	<u>Class A</u>	<u>Class C</u>	<u>Class I</u>
1	\$660	\$269	\$169
3	\$1,269	\$1,054	\$758
5	\$1,901	\$1,859	\$1,374
10	\$3,595	\$3,956	\$3,037

Portfolio Turnover: The Fund pays transaction costs, such as commissions, when it buys and sells securities (or "turns over" its portfolio). A higher portfolio turnover may indicate higher transaction costs and may result in higher taxes when Fund shares are held in a taxable account. These costs, which are not reflected in annual fund operating expenses or in the Example, affect the Fund's performance. The portfolio turnover rate of the Fund for the fiscal year ended March 31, 2017 was 524% of the average value of its portfolio.

Principal Investment Strategies:

The Fund attempts to achieve its objective by investing in a portfolio of global bond asset class exchange traded Funds ("ETFs"). The ETFs that may be held in the portfolio include those that invest in U.S. corporate bonds (including investment grade, high yield (also known as "junk" bonds), floating rate, and convertible bonds), foreign bonds (including emerging markets sovereign debt and international treasury), U.S. tax-free/municipal bonds (national, intermediate, high yield, and Build America), mortgage-backed securities and U.S. Treasury securities. The ETFs in which the Fund invests may invest in fixed income securities of any maturity, and the Fund seeks to be broadly diversified across bond asset classes, maturities, and geographical areas. The Fund, through tactical adjustments to its allocation between and among the ETFs that invest in these various bond asset classes, seeks to generate superior risk-adjusted total returns through various economic or interest rate environments. Under normal conditions, the Fund will invest at least 80% of the Fund's net assets plus any borrowings for investment purposes in bonds, which includes bond asset class ETFs.

The Sub-Advisor uses a rules-based approach to select global bond asset class ETFs for the Fund. The Fund will generally hold two to four ETFs depending on the relative strength of the asset classes represented by the ETFs relative to each other and relative to U.S. Treasury bond ETFs. The ETFs are ranked according to a relative strength score using proprietary formulas that take into account the price movement and volatility of each ETF. Assets will be rotated and more concentrated in the areas of highest relative strength. The Fund actively trades its portfolio investments, which may lead to higher transaction costs that may affect the Fund's performance.

The Fund is classified as "non-diversified" for purposes of the Investment Company Act of 1940 (the "1940 Act"), which means that it is not limited by the 1940 Act with regard to the portion of its assets that may be invested in the securities of a single issuer.

Principal Risks of Investing in the Fund:

As with any mutual fund, there is no guarantee that the Fund will achieve its objective. Investment markets are unpredictable, and there will be certain market conditions where the

Fund will not meet its investment objective and will lose money. The Fund's net asset value and returns will vary and you could lose money on your investment in the Fund and those losses could be significant.

The following summarizes the principal risks of investing in the Fund. These risks could adversely affect the net asset value, total return and the value of the Fund and your investment.

Acquired Fund Risk. Because the Fund may invest in other investment companies such as ETFs, the value of your investment will fluctuate in response to the performance of the acquired funds. Investing in acquired funds involves certain additional expenses and certain tax results that would not arise if you invested directly in the securities of the acquired funds.

Emerging Markets. Investing in emerging markets involves not only the risks described below with respect to investing in foreign securities, but also other risks, including exposure to economic structures that are generally less diverse and mature, and to political systems that can be expected to have less stability, than those of developed countries. The typically small size of the markets of securities of issuers located in emerging markets and the possibility of a low or nonexistent volume of trading in those securities may also result in a lack of liquidity and in price volatility of those securities.

Fixed Income Risk. When the Fund invests in fixed income securities, the value of your investment in the Fund will fluctuate with changes in interest rates. Typically, a rise in interest rates causes a decline in the value of fixed income securities owned by the Fund. In general, the market price of fixed income securities with longer maturities will increase or decrease more in response to changes in interest rates than shorter-term securities. Other risk factors include credit risk (the debtor may default) and prepayment risk (the debtor may pay its obligation early, reducing the amount of interest payments). These risks could affect the value of a particular investment by the Fund, possibly causing the Fund's share price and total return to be reduced and fluctuate more than other types of investments.

Foreign Securities Risk. Since the Fund's investments may include foreign securities, the Fund is subject to risks beyond those associated with investing in domestic securities. Foreign companies are generally not subject to the same regulatory requirements of U.S. companies thereby resulting in less publicly available information about these companies. In addition, foreign accounting, auditing and financial reporting standards generally differ from those applicable to U.S. companies.

Junk Bond Risk. Lower-quality bonds, known as "high yield" or "junk" bonds, present greater risk than bonds of higher quality, including an increased risk of default. An economic downturn or period of rising interest rates could adversely affect the market for these bonds and reduce the Fund's ability to sell its bonds. The lack of a liquid market for these bonds could decrease the Fund's share price.

Management Risk. The portfolio manager's judgments about the attractiveness, value and potential appreciation of particular stocks or other securities in which the Fund invests or sells short may prove to be incorrect and there is no guarantee that the portfolio manager's judgment will produce the desired results.

Market Risk. Overall bond market risks may also affect the value of the Fund. Factors such as domestic economic growth and market conditions, interest rate levels and political events affect the securities markets.

Mortgage Backed Security Risk. When the Fund invests in mortgage-backed securities, the Fund is subject to the risk that, if the underlying borrowers fail to pay interest or repay principal, the assets backing these securities may not be sufficient to support payments on the securities.

Non-diversification Risk. Because a relatively high percentage of a non-diversified Fund's assets may be invested in the securities of a limited number of companies that could be in the same or related economic sectors, the Fund's portfolio may be more susceptible to any single economic, technological or regulatory occurrence than the portfolio of a diversified fund.

Real Estate Risk. The Fund is subject to the risks of the real estate market as a whole, such as taxation, regulations and economic and political factors that negatively impact the real estate market and the direct ownership of real estate. These may include decreases in real estate values, overbuilding, rising operating costs, interest rates and property taxes. In addition, some real estate related investments are not fully diversified and are subject to the risks associated with financing a limited number of projects.

Security Risk. The value of the Fund may decrease in response to the activities and financial prospects of an individual security in the Fund's portfolio.

Tracking Risk of ETFs. Investment in the Fund should be made with the understanding that the ETFs in which the Fund invests will not be able to replicate exactly the performance of the indices or sector they track because the total return generated by the securities will be reduced by transaction costs incurred in adjusting the actual balance of the securities. In addition, the ETFs in which the Fund invests will incur expenses not incurred by their applicable indices. Certain securities comprising the indices tracked by the ETFs may, from time to time, temporarily be unavailable, which may further impede the ETFs' ability to track their applicable indices.

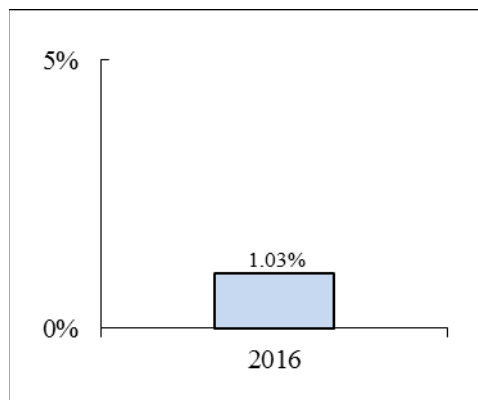
Turnover Risk: The Fund may have portfolio turnover rates significantly in excess of 100%. Increased portfolio turnover causes the Fund to incur higher brokerage costs, which may adversely affect the Fund's performance and may produce increased taxable distributions.

U.S. Agency Securities Risk. The Fund may invest in U.S. government or agency obligations. Securities issued or guaranteed by federal agencies and U.S. government sponsored entities may or may not be backed by the full faith and credit of the U.S. government.

Performance: The bar chart and accompanying table shown below provide an indication of the risks of investing in the Fund by showing the total return of its Class A shares for each full calendar year, and by showing how its average annual returns compare over time with those of a broad measure of market performance. Although Class C and Class I shares would have similar annual returns to Class A shares because the classes are invested in the same portfolio of securities, the returns for Class C and Class I shares would be different from Class A shares because Class C and Class I shares have different expenses than Class A shares. Sales charges

are reflected in the information shown below in the table, but the information shown in the bar chart does not reflect sales charges, and, if it did, returns would be lower. How the Fund has performed in the past (before and after taxes) is not necessarily an indication of how it will perform in the future. Updated performance information is available at no cost by calling 1-844-ACFUNDS (844-223-8637).

Annual Total Returns



During the period shown in the bar chart, the highest return for a quarter was 1.84% (quarter ended March 31, 2016), and the lowest return for a quarter was (1.33)% (quarter ended June 30, 2016). The Fund's Class A year-to-date return for the period ended June 30, 2017 was 5.00%.

Average Annual Total Returns (for the periods ended, December 31, 2016)

	1 Year	Since inception (5/28/15)
Class A		
Return Before Taxes	(3.76)%	(5.17)%
Return After Taxes on Distributions	(4.68)%	(6.03)%
Return After Taxes on Distributions and Sale of Fund Shares	(2.09)%	(4.29)%
Class C		
Return Before Taxes	1.22%	(2.35)%
Class I		
Return Before Taxes	1.37%	(1.94)%
Bloomberg Barclays US Agg Bond Index (reflects no deduction for fees, expenses or taxes)	2.65%	1.47%

After-tax returns are calculated using the highest historical individual federal marginal income tax rate and do not reflect the impact of state and local taxes. Actual after-tax returns depend on a shareholder's tax situation and may differ from those shown. After-tax returns are not relevant for shareholders who hold Fund shares in tax-deferred accounts or to shares held by non-taxable entities. After-tax returns are only shown for Class A shares. After-tax returns for Class C and Class I shares will vary.

Advisor: AlphaCentric Advisors LLC is the Fund’s investment advisor (the “Advisor”).

Sub-Advisor: Keystone Wealth Advisors LLC is the Fund’s investment sub-advisor (the “Sub-Advisor”).

Portfolio Managers: Gordon Nelson, Chief Investment Strategist of the Sub-Advisor, and Tyler Vanderbeek, Portfolio Manager of the Sub-Advisor, serves as the Fund’s portfolio managers. Mr. Nelson is the lead portfolio manager of the Fund. Mr. Nelson and Mr. Vanderbeek have served the Fund in these capacities since the Fund commenced operations in 2015.

Purchase and Sale of Fund Shares: The minimum initial investment in each share class of the Fund is \$2,500 for a regular account, \$2,500 for an IRA account, or \$100 for an automatic investment plan account. The minimum subsequent investment in the Fund is \$100. You may purchase and redeem shares of the Fund on any day that the New York Stock Exchange is open. Redemption requests may be made in writing, by telephone or through a financial intermediary to the Fund or the Transfer Agent and will be paid by check or wire transfer.

Tax Information: Dividends and capital gain distributions you receive from the Fund, whether you reinvest your distributions in additional Fund shares or receive them in cash, are taxable to you at either ordinary income or capital gains tax rates unless you are investing through a tax-deferred plan such as an IRA or 401(k) plan. If you are investing in a tax-deferred plan, distributions may be taxable upon withdrawal from the plan.

Payments to Broker-Dealers and Other Financial Intermediaries: If you purchase the Fund through a broker-dealer or other financial intermediary (such as a bank), the Fund and its related companies may pay the intermediary for the sale of Fund shares and related services. These payments may create a conflict of interest by influencing the broker-dealer or other intermediary and your salesperson to recommend the Fund over another investment. Ask your salesperson or visit your financial intermediary's website for more information.

FUND SUMMARY: ALPHACENTRIC HEDGED MARKET OPPORTUNITY FUND

Investment Objective: The Fund's objective is to achieve capital appreciation with lower overall volatility than the equity market.

Fees and Expenses of the Fund: This table describes the fees and expenses that you may pay if you buy and hold shares of the Fund. You may qualify for sales charge discounts on purchases of Class A shares if you and your family invest, or agree to invest in the future, at least \$50,000 in the Fund. More information about these and other discounts is available from your financial professional and is included in the section of the Fund's prospectus entitled **How to Buy Shares** on page 43 and **Appendix A – Intermediary-Specific Sales Charge Reductions and Waivers**, and in the sections of the Fund's Statement of Additional Information entitled **Reduction of Up-Front Sales Charge on Class A Shares** on page 51 and **Waiver of Up-Front Sales Charge on Class A Shares** on page 51.

Shareholder Fees (fees paid directly from your investment)	Class A	Class C	Class I
Maximum Sales Charge (Load) Imposed on Purchases (as a % of offering price)	5.75%	None	None
Maximum Deferred Sales Charge (Load)	None	None	None
Maximum Sales Charge (Load) Imposed on Reinvested Dividends and other Distributions	None	None	None
Redemption Fee	None	None	None
Annual Fund Operating Expenses (expenses that you pay each year as a percentage of the value of your investment)			
Management Fees	1.75%	1.75%	1.75%
Distribution and Service (12b-1) Fees	0.25%	1.00%	0.00%
Other Expenses	1.96%	1.96%	1.96%
Interest/Dividend Expense	0.36%	0.36%	0.36%
Acquired Fund Fees and Expenses¹	0.06%	0.06%	0.06%
Total Annual Fund Operating Expenses	4.38%	5.13%	4.13%
Fee Waiver and/or Expense Reimbursement²	(1.72)%	(1.72)%	(1.72)%
Total Annual Fund Operating Expenses After Fee Waiver and/or Expense Reimbursement	2.66%	3.41%	2.41%

¹Acquired Fund Fees and Expenses are the indirect costs of investing in other investment companies. The total annual fund operating expenses in this fee table will not correlate to the expense ratio in the Fund's financial highlights because the financial statements include only the direct operating expenses incurred by the Fund, not the indirect costs of investing in other investment companies.

²The Fund's advisor has contractually agreed to waive fees and/or reimburse expenses of the Fund to the extent necessary to limit operating expenses (excluding brokerage costs; underlying fund expenses; borrowing costs such as (a) interest and (b) dividends on securities sold short; taxes and, extraordinary expenses) at 2.24%, 2.99% and 1.99% for Class A shares, Class C shares and Class I shares, respectively, through July 31, 2018. This agreement may only be terminated by the Fund's Board of Trustees on 60 days' written notice to the advisor and upon the termination of the Management Agreement between the Trust and the advisor. Fee waivers and expense reimbursements are subject to possible recoupment by the advisor from the Fund in future years on a rolling three-year basis (within the three years after the fees have been waived or reimbursed) if such recoupment can be achieved within the lesser of the expense limitation in place at the time of waiver/reimbursement and the expense limitation in place at the time of recapture.

Example: This Example is intended to help you compare the cost of investing in the Fund with the cost of investing in other mutual funds. The Example assumes that you invest \$10,000 in the Fund for the time periods indicated, and then redeem all of your shares at the end of those periods. The Example also assumes that your investment has a 5% return each year and that the Fund's operating

expenses remain the same. Although your actual costs may be higher or lower, based on these assumptions your costs would be:

<u>YEAR</u>	<u>Class A</u>	<u>Class C</u>	<u>Class I</u>
1	\$829	\$344	\$244
3	\$1,679	\$1,385	\$1,099
5	\$2,540	\$2,423	\$1,969
10	\$4,739	\$5,007	\$4,210

Portfolio Turnover: The Fund pays transaction costs, such as commissions, when it buys and sells securities (or "turns over" its portfolio). A higher portfolio turnover may indicate higher transaction costs and may result in higher taxes when Fund shares are held in a taxable account. These costs, which are not reflected in annual fund operating expenses or in the Example, affect the Fund's performance. The portfolio turnover rate of the Fund for the fiscal period ended March 31, 2017 was 0% of the average value of its portfolio.

Principal Investment Strategies:

Under normal circumstances, the Fund invests primarily in (i) long and short call and put options on the Standard & Poor's 500 Index (the "Index") and/or another security that represents the return of the Index (such as exchange traded funds like the SPDR Trust Series I units ("SPDRs")) or measures of market volatility (such as volatility exchange traded funds, which reflect the market's expected fluctuation (volatility)), (ii) cash and cash equivalents, including affiliated and unaffiliated money market funds, and (iii) other high-quality (AA or better) short-term (less than two years) fixed income securities such as U.S. Treasury securities. Call and put options give you the right to buy (call) or sell (put), in exchange for a premium, certain underlying securities at specified prices, known as strike prices, before predetermined expiration dates. Buyers of option contracts are long, while sellers or writers of option contracts are short. The buyers believe the price of the underlying security will go down; whereas, sellers believe the price of the underlying security will go up.

The Fund invests mainly in options on the Index, but may invest in other futures markets including agricultural products, metals, currencies, interest rates and other financial instruments, as well as equity and other financial indices. The Fund also buys and sells futures contracts themselves, and buys or sells options as hedging vehicles and to seek incremental gain.

The Fund's option strategy employs a systematic, rules-based program that seeks to achieve its investment objective in three ways: (1) Premium Collection – the Fund collects premiums on options it sells; (2) Volatility Trading – the Fund may enter into positions designed to hedge or profit from either an increase or a decrease in Index volatility; (3) Trend Following – the Fund may increase or decrease the balance of puts and calls based on trending market direction, however, in general, the strategy does not depend on a prediction of equity market direction, and is designed to produce returns that are not correlated with equity market returns.

The Fund seeks to hedge the risk associated with its investments by staggering the maturity dates of its option positions and by utilizing exchange-traded options guaranteed for settlement by the Options Clearing Corporation, a market clearinghouse. To further hedge

against downward market movements, the Fund will purchase put options in a quantity roughly equal to the number of put options that it sells.

The Fund is classified as “non-diversified” for purposes of the Investment Company Act of 1940 (the “1940 Act”), which means that it is not limited by the 1940 Act with regard to the portion of its assets that may be invested in the securities of a single issuer.

Principal Risks of Investing in the Fund:

As with any mutual fund, there is no guarantee that the Fund will achieve its objective. Investment markets are unpredictable, and there will be certain market conditions where the Fund will not meet its investment objective and will lose money. The Fund’s net asset value and returns will vary and you could lose money on your investment in the Fund and those losses could be significant.

The following summarizes the principal risks of investing in the Fund. These risks could adversely affect the net asset value, total return and the value of the Fund and your investment.

Acquired Fund Risk. Because the Fund may invest in other investment companies, the value of your investment will fluctuate in response to the performance of the acquired funds. Investing in acquired funds involves certain additional expenses and certain tax results that would not arise if you invested directly in the securities of the acquired funds.

Affiliated Investment Company Risk. The Fund invests in affiliated underlying funds (the “Affiliated Funds”), unaffiliated underlying funds, or a combination of both. The Advisor, therefore, is subject to conflicts of interest in allocating the Fund’s assets among the underlying funds. The Advisor or an affiliated advisor will receive more revenue to the extent it selects an Affiliated Fund rather than an unaffiliated fund for inclusion in the Fund’s portfolio. In addition, the Advisor may have an incentive to allocate the Fund’s assets to those Affiliated Funds for which the net advisory fees payable to the Advisor are higher than the fees payable by other Affiliated Funds.

Cash or Cash Equivalents Risk: At any time, the Fund may have significant investments in cash or cash equivalents. When a substantial portion of a portfolio is held in cash or cash equivalents, there is the risk that the value of the cash account, including interest, will not keep pace with inflation, thus reducing purchasing power over time.

Commodity Risk: Investing in the commodities markets may subject the Fund to greater volatility than investments in traditional securities. Commodity prices may be influenced by unfavorable weather, animal and plant disease, geologic and environmental factors as well as changes in government regulation such as tariffs, embargoes or burdensome production rules and restrictions.

Derivatives Risk: Even a small investment in derivatives (which include options, futures and other transactions) may give rise to leverage risk (which can increase volatility and magnify the Fund’s potential for loss), and can have a significant impact on the Fund’s performance. Derivatives are also subject to credit risk (the counterparty may default)

and liquidity risk (the Fund may not be able to sell the security or otherwise exit the contract in a timely manner).

Fixed Income Risk. When the Fund invests in fixed income securities, the value of your investment in the Fund will fluctuate with changes in interest rates. Typically, a rise in interest rates causes a decline in the value of fixed income securities owned by the Fund. In general, the market price of fixed income securities with longer maturities will increase or decrease more in response to changes in interest rates than shorter-term securities. Other risk factors include credit risk (the debtor may default) and prepayment risk (the debtor may pay its obligation early, reducing the amount of interest payments). These risks could affect the value of a particular investment by the Fund, possibly causing the Fund's share price and total return to be reduced and fluctuate more than other types of investments.

Futures Contract Risk: The successful use of futures contracts draws upon the Adviser's skill and experience with respect to such instruments and are subject to special risk considerations. The primary risks associated with the use of futures contracts are (a) the imperfect correlation between the change in market value of the instruments held by the Fund and the price of the forward or futures contract; (b) possible lack of a liquid secondary market for a forward or futures contract and the resulting inability to close a forward or futures contract when desired; (c) losses caused by unanticipated market movements, which are potentially unlimited; (d) the Adviser's inability to predict correctly the direction of securities prices, interest rates, currency exchange rates and other economic factors; (e) the possibility that the counterparty will default in the performance of its obligations; and (f) if the Fund has insufficient cash, it may have to sell securities from its portfolio to meet daily variation margin requirements, and the Fund may have to sell securities at a time when it may be disadvantageous to do so.

Hedging Risk. Hedging is a strategy in which the Fund uses a derivative to offset the risks associated with other Fund holdings. There can be no assurance that the Fund's hedging strategy will reduce risk or that hedging transactions will be either available or cost effective. The Fund is not required to use hedging and may choose not to do so.

Index Risk. If the derivative is linked to the performance of an index, it will be subject to the risks associated with changes in that index.

Leverage Risk: Using derivatives like commodity futures and options to increase the Fund's combined long and short exposure creates leverage, which can magnify the Fund's potential for gain or loss and, therefore, amplify the effects of market volatility on the Fund's share price.

Management Risk. The portfolio manager's judgments about the attractiveness, value and potential appreciation of particular securities in which the Fund invests may prove to be incorrect and there is no guarantee that the portfolio manager's judgment will produce the desired results.

Market Risk. Overall stock market risks may also affect the value of the Fund. Factors such as domestic economic growth and market conditions, interest rate levels and political events affect the securities markets.

Non-diversification Risk. Because a relatively high percentage of the Fund's assets may be invested in the securities of a limited number of companies that could be in the same or related economic sectors, the Fund's portfolio may be more susceptible to any single economic, technological or regulatory occurrence than the portfolio of a diversified fund.

Options Risk. There are risks associated with the sale and purchase of call and put options. As the seller (writer) of a covered call option, the Fund assumes the risk of a decline in the market price of the underlying security below the purchase price of the underlying security less the premium received, and gives up the opportunity for gain on the underlying security above the exercise option price. As the buyer of a put or call option, the Fund risks losing the entire premium invested in the option if the Fund does not exercise the option. As a seller (writer) of a put option, the Fund will lose money if the value of the security falls below the strike price. If unhedged, a Fund's written calls expose the Fund to potentially unlimited losses.

Regulatory Risk. Changes in the laws or regulations of the United States or other countries, including any changes to applicable tax laws and regulations, could impair the ability of the Fund to achieve its investment objective and could increase the operating expenses of the Fund.

Turnover Risk: Increased portfolio turnover causes the Fund to incur higher brokerage costs, which may adversely affect the Fund's performance and may produce increased taxable distributions.

U.S. Agency Securities Risk. The Fund may invest in U.S. government or agency obligations. Securities issued or guaranteed by federal agencies and U.S. government sponsored entities may or may not be backed by the full faith and credit of the U.S. government.

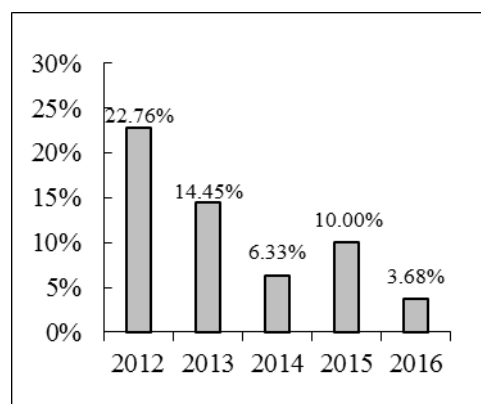
Volatility Risk. Using derivatives that can create leverage, which can amplify the effects of market volatility on the Fund's share price and make the Fund's returns more volatile, which means that the Fund's performance may be subject to substantial short term changes up or down.

Performance:

The bar chart and performance table below show the variability of the Fund's returns, which is some indication of the risks of investing in the Fund. The bar chart shows performance of the Fund's Class I shares for each full calendar year since the Fund's inception. Although Class A and C shares would have similar annual returns to Class I shares because the classes are invested in the same portfolio of securities, the returns for Class A and C shares would be different from Class I shares because Class A and C shares have different expenses than Class I shares. Performance information for Class A and C shares will be included after the share classes have been in operation for one complete calendar year. The performance table compares the

performance of the Fund’s Class I shares over time to the performance of a broad-based market index. You should be aware that the Fund’s past performance (before and after taxes) may not be an indication of how the Fund will perform in the future. The Fund acquired all of the assets and liabilities of Theta Funds, L.P. (the “Predecessor Fund”) in a tax-free reorganization on September 30, 2016. In connection with this acquisition, shares of the Predecessor Fund were exchanged for Class I shares of the Fund, so the Predecessor Fund became the Class I shares of the Fund. The Fund’s investment objective, policies and guidelines are, in all material respects, equivalent to the Predecessor Fund’s investment objectives, policies and guidelines. The performance information set forth below reflects the historical performance of the Predecessor Fund shares.

Annual Total Returns



Figures do not reflect sales charges. If they did, returns would be lower.

During the period shown in the bar chart, the highest return for a quarter was 7.22% (quarter ended December 31, 2013), and the lowest return for a quarter was (4.58)% (quarter ended December 31, 2014). The Fund’s Class I year-to-date return for the period ended June 30, 2017 was 2.79%.

The following table shows the average annual returns for the Predecessor Fund which includes all of its actual fees and expenses over various periods ended December 31, 2016. The Predecessor Fund did not have a distribution policy. It was an unregistered limited partnership, did not qualify as a regulated investment company for federal income tax purposes and it did not pay dividends and distributions. As a result of the different tax treatment, we are unable to show the after-tax returns for the Predecessor Fund. The index information is intended to permit you to compare the Predecessor Fund’s performance to a broad measure of market performance.

Average Annual Total Returns (For periods ended December 31, 2016)

Class I	1 Year	5 Year	Since inception (September, 2011)
Return Before Taxes	3.68%	11.25%	12.02%
Return After Taxes on Distributions	3.64%	11.24%	12.01%
Return After Taxes on Distributions and Sale of Fund Shares	2.12%	8.97%	9.64%

S&P 500 TR Index (reflects no deduction for fees, expenses or taxes)	11.96%	14.66%	14.51%
IQ Hedge Long/Short Beta Total Return Index (reflects no deduction for fees, expenses or taxes)	0.79%	0.96%	4.58%

* Includes the effect of performance fees paid by the investors of the Predecessor Fund.

After-tax returns are calculated using the highest historical individual federal marginal income tax rate and do not reflect the impact of state and local taxes. Actual after-tax returns depend on a shareholder's tax situation and may differ from those shown. After-tax returns are not relevant for shareholders who hold Fund shares in tax-deferred accounts or to shares held by non-taxable entities.

Updated performance information will be available at no cost by calling 1-844-ACFUNDS (844-223-8637) or visiting the Fund's website at www.AlphaCentricFunds.com.

Advisor: AlphaCentric Advisors LLC is the Fund's investment advisor (the "Advisor").

Portfolio Managers: Russell Kellites is the Fund's Portfolio Manager and is primarily responsible for the day to day management of the Fund's portfolio. He has served the Fund in this capacity since the Fund commenced operations in 2011.

Purchase and Sale of Fund Shares: The minimum initial investment in all share classes of the Fund is \$2,500 for regular and IRA accounts, and \$100 for an automatic investment plan account. The minimum subsequent investment in all share classes of the Fund is \$100. You may purchase and redeem shares of the Fund on any day that the New York Stock Exchange is open. Redemption requests may be made in writing, by telephone or through a financial intermediary to the Fund or the Transfer Agent and will be paid by check or wire transfer.

Tax Information: Dividends and capital gain distributions you receive from the Fund, whether you reinvest your distributions in additional Fund shares or receive them in cash, are taxable to you at either ordinary income or capital gains tax rates unless you are investing through a tax-deferred plan such as an IRA or 401(k) plan. If you are investing in a tax-deferred plan, distributions may be taxable upon withdrawal from the plan.

Payments to Broker-Dealers and Other Financial Intermediaries: If you purchase the Fund through a broker-dealer or other financial intermediary (such as a bank), the Fund and its related companies may pay the intermediary for the sale of Fund shares and related services. These payments may create a conflict of interest by influencing the broker-dealer or other intermediary and your salesperson to recommend the Fund over another investment. Ask your salesperson or visit your financial intermediary's website for more information.

**ADDITIONAL INFORMATION ABOUT THE FUNDS' PRINCIPAL
INVESTMENT STRATEGIES AND RELATED RISKS**

INVESTMENT OBJECTIVES

The investment objective of each Fund is non-fundamental and may be changed by the Board of Trustees without shareholder approval. If the Board decides to change a Fund's investment objective or the AlphaCentric Bond Rotation Fund's policy to invest at least 80% of the Fund's net assets plus any borrowings for investment purposes in bonds, shareholders will be given 60 days' advance notice.

Fund	Investment Objective
AlphaCentric Asset Rotation Fund	The Fund's objective is to achieve long-term capital appreciation with lower overall risk than the equity market.
AlphaCentric Income Opportunities Fund	The Fund's objective is current income.
AlphaCentric Bond Rotation Fund	The Fund's objective is to achieve long-term capital appreciation and total return through various economic or interest rate environments.
AlphaCentric Hedged Market Opportunity Fund	The Fund's investment objective is capital appreciation with lower overall volatility than the equity market.

PRINCIPAL INVESTMENT STRATEGIES

Each Fund's main investment strategies are discussed in the Summary Section for the Fund and are the strategies that the Advisor and/or Sub-Advisor believes are most likely to be important in trying to achieve the Fund's investment objective. You should note, however, that each Fund may use other non-principal strategies and invest in other securities not described in this prospectus, which are disclosed in detail in the Fund's Statement of Additional Information ("SAI"). For a copy of the SAI please call toll free at 1-844-ACFUNDS (844-223-8637) or visit the Funds' website at www.AlphaCentricFunds.com.

AlphaCentric Asset Rotation Fund

The Fund attempts to achieve its objective by investing in a portfolio of global asset class ETFs. Asset class ETFs that may be held in the portfolio include those that invest in U.S. equities of any market capitalization, foreign (including emerging markets) equities of any market capitalization, and cash or cash equivalents. The Fund, through tactical adjustments to its allocation between ETFs that invest in equities and ETFs that invest in cash and cash equivalents, seeks to generate superior risk-adjusted returns and limit the size of the drawdown of the Fund's portfolio in relation to the size of the drawdowns that can be incurred by a 100% stock allocation. A drawdown is the peak-to-trough decline during a specific record period of an investment.

The Sub-Advisor uses a rules-based approach to select global asset class ETFs for the Fund. The Fund will generally hold one to five ETFs depending on the relative strength of the

asset classes represented by the ETFs relative to each other and relative to cash or cash equivalents. The ETFs are ranked according to a relative strength score using proprietary formulas that take into account the price movement and volatility of each ETF. Assets will be rotated and more concentrated in the areas of highest relative strength. The Fund actively trades its portfolio investments, which may lead to higher transaction costs that may affect the Fund's performance.

The Sub-Advisor's proprietary methodology is based upon extensive, independent academic research. The theory behind the strategy is called "dual momentum". The first piece of the strategy is relative momentum, which uses a mathematical, rules-based system to rank the major equity classes globally against each other (ETF versus peers). The second piece of the strategy is absolute momentum. In order for any of the global equity asset classes to be purchased or held they must demonstrate absolute momentum, meaning it must be stronger than the designated risk-free asset (i.e., cash, money market funds or cash equivalents).

The Fund is classified as "non-diversified" for purposes of 1940 Act, which means that it is not limited by the 1940 Act with regard to the portion of its assets that may be invested in the securities of a single issuer.

AlphaCentric Income Opportunities Fund

The Fund seeks to achieve its investment objective by primarily investing in asset-backed fixed income securities, such as securities backed by credit card receivables, automobiles, aircraft, student loans, and agency and non-agency residential and commercial mortgages. Asset-backed securities in which the Fund may invest also include collateralized debt obligations ("CDOs"), collateralized loan obligations ("CLOs") and private collateralized loans. The allocation of the Fund's investments in these various asset classes depends on the view of Garrison Point, as to which asset classes offer the best risk-adjusted values in the marketplace at a given time. However, the Fund expects to focus its investments in non-agency residential mortgage backed securities. Under normal circumstances, the Fund invests over 25% of its assets in residential mortgage-backed securities (agency and non-agency) and commercial mortgage-backed securities.

The Fund may also invest in corporate debt securities; U.S. Treasury securities; repurchase and reverse repurchase agreements; investment companies that invest in fixed income securities; and over-the-counter and exchange-traded derivative instruments. Derivatives in which the Fund may invest include interest rate, total return, credit default, and synthetic swaps; interest rate and bond futures; and credit spread and interest rate options. In addition, the Fund may take short positions in exchange-traded funds ("ETFs") including inverse and leveraged ETFs. The Fund will use these derivatives for hedging purposes.

The Fund may invest in securities of any maturity or duration. The Fund does not limit its investments to a particular credit quality and may invest in distressed asset backed securities and other below investment grade securities (commonly referred to as "junk") without limitation. Below investment grade securities are those rated below Baa3 by Moody's Investor Services or equivalently by another nationally recognized statistical rating organization as well as non-rated securities. The Fund may hold up to 15% of its net assets in illiquid securities.

In selecting securities for investment, Garrison Point prioritizes capital preservation, and favors undervalued investments that produce consistent returns in most interest rate environments. Garrison Point selects those securities for investment that it believes offer the best risk/return opportunity based on its analyses of a variety of factors including collateral quality, duration, structure, excess interest, credit support, potential for greater upside and less downside capture, liquidity, and market conditions. Garrison Point attempts to diversify geographically and, with respect to asset backed securities, among the servicing institutions. The Fund intends to hold the securities in its portfolio until maturity but may sell the securities held in its portfolio when the opportunity to capture outsized returns exists.

The Fund's distribution policy is to make twelve monthly distributions to shareholders. The level of monthly distributions (including any return of capital) is not fixed and is not designed to generate, and is not expected to result in, distributions that equal a fixed percentage of the Fund's current net asset value per share. Shareholders receiving periodic payments from the Fund may be under the impression that they are receiving net profits. However, all or a portion of a distribution may consist of a return of capital. Shareholders should not assume that the source of a distribution from the Fund is net profit. For more information about the Fund's distribution policy, please turn to "Additional Information About the Fund's Principal Investment Strategies and Related Risks – Principal Investment Strategies – AlphaCentric Income Opportunities Fund Distribution Policy and Goals" section in the Fund's Prospectus.

Distribution Policy and Goals:

The Fund's distribution policy is to make monthly distributions to shareholders. All income will be distributed monthly regardless of whether such income will be treated as return of capital.

The Fund generally distributes to shareholders substantially all of its net income (for example, interest and dividends) as well as substantially all of its net capital gains (that is, long-term capital gains from the sale of portfolio securities and short-term capital gains from both the sale of portfolio securities and option premium earned). In addition, pursuant to its distribution policy, the Fund may make distributions that are treated as a return of capital. Return of capital is the portion of a distribution that is the return of your original investment dollars in the Fund. A return of capital is not taxable to a shareholder unless it exceeds a shareholder's tax basis in the shares.

Returns of capital reduce a shareholder's tax cost (or "tax basis"). Once a shareholder's tax basis is reduced to zero, any further return of capital would be taxable. Shareholders receiving periodic payments from the Fund may be under the impression that they are receiving net profits. However, all or a portion of a distribution may consist of a return of capital (i.e. from your original investment). Shareholders should not assume that the source of a distribution from the Fund is net profit. Shareholders should note that return of capital will reduce the tax basis of their shares and potentially increase the taxable gain, if any, upon disposition of their shares. As required under the 1940 Act, the Fund will provide a notice to shareholders at the time of distribution when such distribution does not consist solely of net income. Additionally, each distribution payment will be accompanied by a written statement which discloses the source or sources of each distribution. The IRS requires you to report these amounts, excluding returns of capital, on your income tax return for the year declared. The Fund will provide disclosures, with

each monthly distribution, that estimate the percentages of the current and year-to-date distributions that represent (1) net investment income, (2) capital gains and (3) return of capital. At the end of the year, the Fund may be required under applicable law to re-characterize distributions made previously during that year among (1) ordinary income, (2) capital gains and (3) return of capital for tax purposes. An additional distribution may be made in December, and other additional distributions may be made with respect to a particular fiscal year in order to comply with applicable law. Distributions declared in December, if paid to shareholders by the end of January, are treated for federal income tax purposes as if received in December.

The Fund is classified as "non-diversified" for purposes of the 1940 Act, which means a relatively high percentage of the Fund's assets may be invested in the securities of a single issuer.

AlphaCentric Bond Rotation Fund

The Fund attempts to achieve its objective by investing in a portfolio of global bond asset class exchange traded Funds ("ETFs"). The ETFs that may be held in the portfolio include those that invest in U.S. corporate bonds (including investment grade, high yield (also known as "junk" bonds), floating rate, and convertible bonds), foreign bonds (including emerging markets sovereign debt and international treasury), U.S. tax-free/municipal bonds (national, intermediate, high yield, and Build America), mortgage-backed securities and U.S. Treasury securities of various maturities. The Fund, through tactical adjustments to its allocation between and among the ETFs that invest in these various bond asset classes, seeks to generate superior risk-adjusted total returns through various economic or interest rate environments. Under normal conditions, the Fund will invest at least 80% of the Fund's net assets plus any borrowings for investment purposes in bonds, which includes bond asset class ETFs.

The Sub-Advisor uses a rules-based approach to select global bond asset class ETFs for the Fund. The Fund will generally hold two to four ETFs depending on the relative strength of the asset classes represented by the ETFs relative to each other and relative to U.S. Treasury bond ETFs. The ETFs are ranked according to a relative strength score using proprietary formulas that take into account the price movement and volatility of each ETF. Assets will be rotated and more concentrated in the areas of highest relative strength. The Fund actively trades its portfolio investments, which may lead to higher transaction costs that may affect the Fund's performance.

The Fund is classified as "non-diversified" for purposes of the 1940 Act, which means that it is not limited by the 1940 Act with regard to the portion of its assets that may be invested in the securities of a single issuer.

AlphaCentric Hedged Market Opportunity Fund

Under normal circumstances, the Fund invests primarily in (i) long and short call and put options on the Index and/or another security that represents the return of the Index (such as exchange traded funds like SPDRs) or measures of market volatility (such as volatility exchange traded funds), (ii) cash and cash equivalents, including affiliated and unaffiliated money market funds, and (iii) other high-quality short-term fixed income securities such as U.S. Treasury securities.

The Fund invests mainly in options on the Index, but may invest in other futures markets including agricultural products, metals, currencies, interest rates and other financial instruments, as well as equity and other financial indices. The Fund also buys and sells futures contracts themselves, and buys or sells options as hedging vehicles and to seek incremental gain.

The Fund's option strategy employs a systematic, rules-based program that seeks to achieve its investment objective in three ways: (1) Premium Collection – the Fund collects premiums on options it sells; (2) Volatility Trading – the Fund may enter into positions designed to hedge or profit from either an increase or a decrease in Index volatility; (3) Trend Following – the Fund may increase or decrease the balance of puts and calls based on trending market direction, however, in general, the strategy does not depend on a prediction of equity market direction, and is designed to produce returns that are not correlated with equity market returns.

The Fund seeks to mitigate risk by staggering maturity dates of the option positions and by utilizing exchange-traded options guaranteed for settlement by the Options Clearing Corporation, a market clearinghouse.

The Fund is classified as “non-diversified” for purposes of the Investment Company Act of 1940 (the “1940 Act”), which means that it is not limited by the 1940 Act with regard to the portion of its assets that may be invested in the securities of a single issuer.

Temporary Defensive Positions

From time to time, each Fund may take temporary defensive positions, which are inconsistent with the Fund's principal investment strategies, in attempting to respond to adverse market, economic, political, or other conditions. For example, the Funds may hold all or a portion of their respective assets in money market instruments, including cash, cash equivalents, U.S. government securities, other investment grade fixed income securities, certificates of deposit, bankers acceptances, commercial paper, money market funds and repurchase agreements. While a Fund is in a defensive position, the opportunity to achieve its investment objective will be limited. If a Fund invests in a money market fund, the shareholders of the Fund generally will be subject to duplicative management fees. Although a Fund would do this only in seeking to avoid losses, the Fund will be unable to pursue its investment objective during that time, and it could reduce the benefit from any upswing in the market. Each Fund also may also invest in money market instruments at any time to maintain liquidity or pending selection of investments in accordance with its policies.

Manager-of-Managers Order

Mutual Fund Series Trust and the Advisor have received an exemptive order (the "Order") from the SEC that would permit the Advisor, with the Trust's Board of Trustees' approval, to enter into sub-advisory agreements with one or more sub-advisers without obtaining shareholder approval. The Order permits the Advisor, subject to the approval of the Board of Trustees, to replace sub-advisers or amend sub-advisory agreements, including fees, without shareholder approval whenever the Advisor and the Trustees believe such action will benefit the Fund and its shareholders.

PRINCIPAL INVESTMENT RISKS

All mutual funds carry a certain amount of risk. As with any mutual fund, there is no guarantee that a Fund will achieve its objective. Investment markets are unpredictable, and there will be certain market conditions where the Fund will not meet its investment objective and will lose money. Each Fund's net asset value and returns will vary and you could lose money on your investment in the Fund and those losses could be significant. An investment in the Fund is not a complete investment program.

The following chart summarizes the principal risks of each Fund. These risks could adversely affect the net asset value, total return and the value of a Fund and your investment. The risk descriptions below provide a more detailed explanation of the principal investment risks that correspond to the risks described in each Fund's Fund Summary section of the Prospectus.

Risks	Asset Rotation Fund	Income Opportunities Fund	Bond Rotation Fund	Hedged Market Opportunity
Acquired Funds Risk	●	●	●	●
Affiliated Investment Company Risk				●
Asset-backed and Mortgage Backed Security Risk		●		
Cash or Cash Equivalents Risk				●
CDOs and CLOs Risk		●		
Commodity Risk				●
Concentration Risk		●		
Credit Default Swap Risk		●		
Credit Risk		●		
Derivatives Risk		●		●
Distribution Policy Risk		●		
Emerging Market Risk	●		●	
Fixed Income Risk	●	●	●	●
Foreign Securities Risk	●		●	
Futures Risk		●		●
Hedging Risk		●		●
Index Risk				●
Inverse ETF Risk		●		
Junk Bond Risk		●	●	
Leverage Risk		●		●
Leveraged ETF Risk		●		
Liquidity Risk		●		
Management Risk	●	●	●	●
Market Risk	●	●	●	●
Medium (Mid) Capitalization Stock Risk	●			
Mortgage Backed Security Risk			●	
Non-diversification Risk	●	●	●	●
Options Risk		●		●

OTC Risk		•		
Prepayment and Extension Risk		•		
Real Estate Risk		•	•	
Regulatory Risk				•
Repurchase and Reverse Repurchase Agreement Risk		•		
Security Risk	•	•	•	
Smaller Capitalization Stock Risk	•			
Tracking Risk of ETFs	•		•	
Turnover Risk	•		•	•
U.S. Agency Securities Risk			•	•
Volatility Risk				•

Acquired Funds Risk. Because the Fund may invest in other investment companies, the value of your investment will fluctuate in response to the performance of the acquired funds. Investing in acquired funds involves certain additional expenses and certain tax results that would not arise if you invested directly in the acquired funds. By investing in acquired funds, you will bear not only your proportionate share of the Fund’s expenses (including operating costs and investment advisory and administrative fees), but also, indirectly, similar expenses and charges of the acquired funds, including any contingent deferred sales charges and redemption charges. Finally, you may incur increased tax liabilities by investing in the Fund rather than directly in the acquired funds.

Affiliated Investment Company Risk. The Fund invests in affiliated money market funds (the “Affiliated Funds”), unaffiliated money market funds, or a combination of both. The Advisor, therefore, is subject to conflicts of interest in allocating the Fund’s assets among the underlying funds. The Advisor will receive more revenue to the extent it selects a Affiliated Fund rather than an unaffiliated fund for inclusion in the Fund’s portfolio. In addition, the Advisor may have an incentive to allocate the Fund’s assets to those Affiliated Funds for which the net advisory fees payable to the Advisor are higher than the fees payable by other Affiliated Funds.

Asset-Backed and Mortgage-Backed Security Risk. Prepayment risk is associated with mortgage-backed and asset-backed securities. If interest rates fall, the underlying debt may be repaid ahead of schedule, reducing the value of the Fund’s investments. If interest rates rise, there may be fewer prepayments, which would cause the average bond maturity to rise, increasing the potential for the Fund to lose money. The value of these securities may be significantly affected by changes in interest rates, the market’s perception of issuers, and the creditworthiness of the parties involved. The ability of the Fund to successfully utilize these instruments may depend on the ability of the Fund’s Adviser to forecast interest rates and other economic factors correctly. These securities may have a structure that makes their reaction to interest rate changes and other factors difficult to predict, making their value highly volatile. Certain mortgage-backed securities may be secured by pools of mortgages on single-family, multi-family properties, as well as commercial properties. Similarly, asset backed securities may be secured by pools of loans, such as student loans, automobile loans and credit card receivables. The credit risk on such securities is affected by homeowners or borrowers defaulting on their loans. The

values of assets underlying mortgage-backed and asset-backed securities may decline and, therefore, may not be adequate to cover underlying investors. Mortgage-backed securities and other securities issued by participants in housing and commercial real estate finance, as well as other real estate-related markets have experienced extraordinary weakness and volatility in recent years. Possible legislation in the area of residential mortgages, credit cards and other loans that may collateralize the securities in which the Fund may invest could negatively impact the value of the Fund's investments. To the extent the Fund focuses its investments in particular types of mortgage-backed or asset-backed securities, the Fund may be more susceptible to risk factors affecting such types of securities.

Cash or Cash Equivalents Risk: At any time, the Fund may have significant investments in cash or cash equivalents. When a substantial portion of a portfolio is held in cash or cash equivalents, there is the risk that the value of the cash account, including interest, will not keep pace with inflation, thus reducing purchasing power over time.

CDOs and CLOs Risk. CDOs and CLOs are securities backed by an underlying portfolio of debt and loan obligations, respectively. CDOs and CLOs issue classes or "tranches" that vary in risk and yield and may experience substantial losses due to actual defaults, decrease of market value due to collateral defaults and removal of subordinate tranches, market anticipation of defaults and investor aversion to CDO and CLO securities as a class. The risks of investing in CDOs and CLOs depend largely on the tranche invested in and the type of the underlying debts and loans in the tranche of the CDO or CLO, respectively, in which the Fund invests. CDOs and CLOs also carry risks including, but not limited to, interest rate risk and credit risk.

Commodity Risk: The Fund's exposure to the commodities markets may subject the Fund to greater volatility than investments in traditional securities. The value of commodity-linked derivative instruments, commodity-based exchange traded trusts and commodity-based exchange traded funds and notes may be affected by changes in overall market movements, commodity index volatility, changes in interest rates, or sectors affecting a particular industry or commodity, such as drought, floods, weather, livestock disease, embargoes, tariffs, and international economic, political and regulatory developments.

Concentration Risk. Concentration risk results from maintaining exposure to the performance of the residential and commercial mortgages held in the mortgage-backed securities in which the Fund will invest. The risk of concentrating in these types of investments is that the Fund will be susceptible to the risks associated with mortgage-backed securities as discussed above.

Credit Default Swap Risk. Credit default swaps ("CDS") are typically two-party financial contracts that transfer credit exposure between the two parties. Under a typical CDS, one party (the "seller") receives pre-determined periodic payments from the other party (the "buyer"). The seller agrees to make compensating specific payments to the buyer if a negative credit event occurs, such as the bankruptcy or default by the issuer of the underlying debt instrument. The use of CDS involves investment techniques and risks

different from those associated with ordinary portfolio security transactions, such as potentially heightened counterparty, concentration and exposure risks.

Credit Risk. Credit risk is the risk that an issuer of a security will fail to pay principal and interest in a timely manner, reducing the Fund's total return. Credit risk may be substantial for the Fund.

Derivatives Risk. The Fund may use derivatives (including options, futures, swap contracts and other transactions) to hedge against market declines. The Fund's use of derivative instruments involves risks different from, or possibly greater than, the risks associated with investing directly in securities and other traditional investments. These risks include (i) the risk that the counterparty to a derivative transaction may not fulfill its contractual obligations; (ii) risk of mispricing or improper valuation; and (iii) the risk that changes in the value of the derivative may not correlate perfectly with the underlying asset, rate or index. Derivative prices are highly volatile and may fluctuate substantially during a short period of time. Such prices are influenced by numerous factors that affect the markets, including, but not limited to: changing supply and demand relationships; government programs and policies; national and international political and economic events, changes in interest rates, inflation and deflation and changes in supply and demand relationships. Trading derivative instruments involves risks different from, or possibly greater than, the risks associated with investing directly in securities including:

- *Leverage and Volatility Risk:* Derivative contracts ordinarily have leverage inherent in their terms. The low margin deposits normally required in trading derivatives, including futures contracts, permit a high degree of leverage. Accordingly, a relatively small price movement may result in an immediate and substantial loss to the Fund. The use of leverage may also cause the Fund to liquidate portfolio positions when it would not be advantageous to do so in order to satisfy its obligations or to meet collateral segregation requirements. The use of leveraged derivatives can magnify the Fund's potential for gain or loss and, therefore, amplify the effects of market volatility on the Fund's share price.
- *Liquidity Risk:* It is possible that particular derivative investments might be difficult to purchase or sell, possibly preventing the Fund from executing positions at an advantageous time or price, or possibly requiring them to dispose of other investments at unfavorable times or prices in order to satisfy their obligations. Most U.S. commodity futures exchanges impose daily limits regulating the maximum amount above or below the previous day's settlement price which a futures contract price may fluctuate during a single day. During a single trading day no trades may be executed at prices beyond the daily limit. Once the price of a particular futures contract has increased or decreased to the limit point, it may be difficult, costly or impossible to liquidate a position. It is also possible that an exchange or the Commodity Futures Trading Commission ("CFTC"), which regulates commodity futures exchanges, may suspend trading in a particular contract, order immediate settlement of a contract or order that trading to the liquidation of open positions only.
- *Risk of Options:* Because option premiums paid or received by the Fund are small in relation to the market value of the investments underlying the options, buying and selling put and call options can be more speculative than investing directly in securities.

Distribution Policy Risk. The Fund’s distribution policy is not designed to generate, and is not expected to result in, distributions that equal a fixed percentage of the Fund’s current net asset value per share. *Shareholders receiving periodic payments from the Fund may be under the impression that they are receiving net profits. However, all or a portion of a distribution may consist of a return of capital (i.e., from your original investment). Shareholders should not assume that the source of a distribution from the Fund is net profit.* Shareholders should note that return of capital will reduce the tax basis of their shares and potentially increase the taxable gain, if any, upon disposition of their shares. The Fund will provide disclosures, with each monthly distribution, that estimate the percentages of the current and year-to-date distributions that represent (1) net investment income, (2) capital gains and (3) return of capital. At the end of the year, the Fund may be required under applicable law to re-characterize distributions made previously during that year among (1) ordinary income, (2) capital gains and (3) return of capital for tax purposes.

Emerging Markets Risk. The Fund may invest in ETFs that invest in emerging market securities. Investing in emerging markets involves not only the risks described below with respect to investing in foreign securities, but also other risks, including exposure to economic structures that are generally less diverse and mature, and to political systems that can be expected to have less stability, than those of developed countries. For example, emerging markets may experience significant declines in value due to political and currency volatility. Other characteristics of emerging markets that may affect investment include certain national policies that may restrict investment by foreigners in issuers or industries deemed sensitive to relevant national interests and the absence of developed structures governing private and foreign investments and private property. The typically small size of the markets of securities of issuers located in emerging markets and the possibility of a low or nonexistent volume of trading in those securities may also result in a lack of liquidity and in price volatility of those securities.

Fixed Income Risk. When the Fund invests in fixed income securities (“U.S. Treasuries”), the value of your investment in the Fund will fluctuate with changes in interest rates. Typically, a rise in interest rates causes a decline in the value of fixed income securities owned by the Fund. In general, the market price of fixed income securities with longer maturities will increase or decrease more in response to changes in interest rates than shorter-term securities. Other risk factors include credit risk (the debtor may default) and prepayment risk (the debtor may pay its obligation early, reducing the amount of interest payments). These risks could affect the value of a particular investment by the Fund, possibly causing the Fund’s share price and total return to be reduced and fluctuate more than other types of investments.

Foreign Securities Risk. Since the Fund’s investments may include foreign securities, the Fund is subject to risks beyond those associated with investing in domestic securities. Foreign companies are generally not subject to the same regulatory requirements of U.S. companies thereby resulting in less publicly available information about these companies. In addition, foreign accounting, auditing and financial reporting standards generally differ from those applicable to U.S. companies.

Futures Risk. The Fund's use of stock index futures as a substitute for stocks or to enhance returns involves risks different from, or possibly greater than, the risks associated with investing directly in securities and other traditional investments. These risks include (i) leverage risk (ii) risk of mispricing or improper valuation; and (iii) the risk that changes in the value of the futures contract may not correlate perfectly with the underlying index. Investments in futures involve leverage, which means a small percentage of assets invested in futures can have a disproportionately large impact on the Fund. This risk could cause the Fund to lose more than the principal amount invested. Futures contracts may become mispriced or improperly valued when compared to the adviser's expectation and may not produce the desired investment results. Additionally, changes in the value of futures contracts may not track or correlate perfectly with the underlying index because of temporary, or even long-term, supply and demand imbalances and because futures do not pay dividends unlike the stocks upon which they are based.

Hedging Risk. Hedging is a strategy in which the Fund uses a derivative to offset the risks associated with other Fund holdings. There can be no assurance that the Fund's hedging strategy will reduce risk or that hedging transactions will be either available or cost effective. The Fund is not required to use hedging and may choose not to do so.

Index Risk. If the derivative is linked to the performance of an index, it will be subject to the risks associated with changes in that index.

Inverse ETF Risk: Investing in inverse ETFs may result in increased volatility due to the funds' possible use of short sales of securities and derivatives such as options and futures. The use of leverage by an ETF increases risk to the Fund. The more a fund invests in leveraged instruments, the more the leverage will magnify any gains or losses on those investments. During periods of increased volatility, inverse ETFs may not perform in the manner they are designed.

Junk Bond Risk. Lower-quality bonds, known as "high yield" or "junk" bonds, present a significant risk for loss of principal and interest. These bonds offer the potential for higher return, but also involve greater risk than bonds of higher quality, including an increased possibility that the bond's issuer, obligor or guarantor may not be able to make its payments of interest and principal (credit quality risk). If that happens, the value of the bond may decrease, and the Fund's share price may decrease and its income distribution may be reduced. An economic downturn or period of rising interest rates (interest rate risk) could adversely affect the market for these bonds and reduce the Fund's ability to sell its bonds (liquidity risk). Such securities may also include "Rule 144A" securities, which are subject to resale restrictions. The lack of a liquid market for these bonds could decrease the Fund's share price.

Leverage Risk. The use of leverage by the Fund, such as borrowing money to purchase securities or the use of options, will cause the Fund to incur additional expenses and magnify the Fund's gains or losses.

Leveraged ETF Risk. Investing in leveraged ETFs will amplify the Fund's gains and losses. Most leveraged ETFs "reset" daily. Due to the effect of compounding, their

performance over longer periods of time can differ significantly from the performance of their underlying index or benchmark during the same period of time.

Liquidity Risk. Liquidity risk exists when particular investments of the Fund would be difficult to purchase or sell, possibly preventing the Fund from selling such illiquid securities at an advantageous time or price, or possibly requiring the Fund to dispose of other investments at unfavorable times or prices in order to satisfy its obligations.

Management Risk. The portfolio manager's judgments about the attractiveness, value and potential appreciation of particular stocks or other securities in which the Fund invests may prove to be incorrect and there is no guarantee that the portfolio manager's judgment will produce the desired results.

Market Risk. Overall stock and bond market risks may also affect the value of the Fund. Factors such as domestic economic growth and market conditions, interest rate levels and political events affect the securities markets. Stocks and bonds involve the risk that they may never reach what the manager believes is their full market value, either because the market fails to recognize the security's intrinsic worth or the manager misgauged that worth. They also may decline in price, even though, in theory, they are already undervalued.

Medium (Mid) Capitalization Stock Risk. To the extent the Fund invests in the stocks of mid-sized companies, the Fund may be subject to additional risks. The earnings and prospects of these companies are more volatile than larger companies. These companies may experience higher failure rates than larger companies. Mid-sized companies normally have a lower trading volume than larger companies, which may tend to make their market price fall more disproportionately than larger companies in response to selling pressures. Mid-sized companies may also have limited markets, product lines or financial resources and may lack management experience.

Mortgage Backed Security Risk. When the Fund invests in mortgage-backed securities, the Fund is subject to the risk that, if the underlying borrowers fail to pay interest or repay principal, the assets backing these securities may not be sufficient to support payments on the securities.

Non-diversification Risk. The Fund is non-diversified. This means that it may invest a larger portion of its assets in a limited number of companies than a diversified fund. Because a relatively high percentage of the Fund's assets may be invested in the securities of a limited number of companies that could be in the same or related economic sectors, the Fund's portfolio may be more susceptible to any single economic, technological or regulatory occurrence than the portfolio of a diversified fund.

Options Risk. There are risks associated with the sale and purchase of call and put options. As a seller (writer) of a put option, the Fund will tend to lose money if the value of the reference index or security falls below the strike price. As the seller (writer) of a call option, the Fund will tend to lose money if the value of the reference index or security rises above the strike price. If the Fund is a seller (writer) of a covered call option, the Fund assumes the risk of a decline in the market price of the underlying

security below the purchase price of the underlying security less the premium received, and gives up the opportunity for gain on the underlying security above the exercise option price. As the buyer of a put or call option, the Fund risks losing the entire premium invested in the option if the Fund does not exercise the option.

OTC Trading Risk. Certain of the derivatives in which the Fund may invest may be traded (and privately negotiated) in the OTC market. While the OTC derivatives market is the primary trading venue for many derivatives, it is largely unregulated. As a result and similar to other privately negotiated contracts, the Fund is subject to counterparty credit risk with respect to such derivative contracts.

Prepayment and Extension Risks. Prepayment risk is the risk that principal on a debt obligation may be repaid earlier than anticipated. Extension risk is the risk that an issuer will exercise its right to repay principal on a fixed rate obligation held by the Fund later than expected. Both prepayment and extension risks may impact the Fund's profits and/or require it to pay higher yields than were expected.

Real Estate Risk. The Fund is subject to the risks of the real estate market as a whole, such as taxation, regulations and economic and political factors that negatively impact the real estate market and the direct ownership of real estate. These may include decreases in real estate values, overbuilding, rising operating costs, interest rates and property taxes. In addition, some real estate related investments are not fully diversified and are subject to the risks associated with financing a limited number of projects.

Regulatory Risk. Changes in the laws or regulations of the United States or other countries, including any changes to applicable tax laws and regulations, could impair the ability of the Fund to achieve its investment objective and could increase the operating expenses of the Fund.

Repurchase and Reverse Repurchase Agreements Risk. The Fund may enter into repurchase agreements in which it purchases a security (known as the "underlying security") from a securities dealer or bank. In the event of a bankruptcy or other default by the seller of a purchase agreement, the Fund could experience delays in liquidating the underlying security and losses in the event of a decline in the value of the underlying security while the Fund is seeking to enforce its rights under the repurchase agreement. Reverse repurchase agreements involve the sale of securities held by the Fund with an agreement to repurchase the securities at an agreed-upon price, date and interest payment, and involve the risk that (i) the other party may fail to return the securities in a timely manner, or at all, and (ii) the market value of assets that are required to be repurchased decline below the purchase price of the asset that has to be sold, resulting in losses to the Fund.

Security Risk. The value of the Fund may decrease in response to the activities and financial prospects of an individual security in the Fund's portfolio.

Smaller Capitalization Stock Risk. To the extent the Fund invests in the stocks of smaller-sized companies, the Fund may be subject to additional risks. The earnings and

prospects of these companies are more volatile than larger companies. Smaller-sized companies may experience higher failure rates than do larger companies. The trading volume of securities of smaller-sized companies is normally less than that of larger companies and, therefore, may disproportionately affect their market price, tending to make them fall more in response to selling pressure than is the case with larger companies. Smaller-sized companies may have limited markets, product lines or financial resources and may lack management experience.

Tracking Risk of ETFs. Investment in the Fund should be made with the understanding that the ETFs in which the Fund invests will not be able to replicate exactly the performance of the indices or sector they track because the total return generated by the securities will be reduced by transaction costs incurred in adjusting the actual balance of the securities. In addition, the ETFs in which the Fund invests will incur expenses not incurred by their applicable indices. Certain securities comprising the indices tracked by the ETFs may, from time to time, temporarily be unavailable, which may further impede the ETFs' ability to track their applicable indices.

Turnover Rate Risk. The Fund may have portfolio turnover rates significantly in excess of 100%. Increased portfolio turnover causes the Fund to incur higher brokerage costs, which may adversely affect the Fund's performance and may produce increased taxable distributions.

U.S. Agency Securities Risk. The Fund may invest in U.S. government or agency obligations. Securities issued or guaranteed by federal agencies and U.S. government sponsored entities may or may not be backed by the full faith and credit of the U.S. government.

Volatility Risk. Using derivatives can create leverage, which can amplify the effects of market volatility on the Fund's share price and make the Fund's returns more volatile, which means that the Fund's performance may be subject to substantial short term changes up or down.

Portfolio Holdings Disclosure Policies

A description of the Funds' policies regarding disclosure of the securities in the Funds' portfolios is found in the Statement of Additional Information.

Cybersecurity

The computer systems, networks and devices used by the Funds and their service providers to carry out routine business operations employ a variety of protections designed to prevent damage or interruption from computer viruses, network failures, computer and telecommunication failures, infiltration by unauthorized persons and security breaches. Despite the various protections utilized by the Funds and their service providers, systems, networks, or devices potentially can be breached. The Funds and their shareholders could be negatively impacted as a result of a cybersecurity breach.

Cybersecurity breaches can include unauthorized access to systems, networks, or devices; infection from computer viruses or other malicious software code; and attacks that shut down, disable, slow, or otherwise disrupt operations, business processes, or website access or functionality. Cybersecurity breaches may cause disruptions and impact the Funds' business operations, potentially resulting in financial losses; interference with the Funds' ability to calculate their NAV; impediments to trading; the inability of the Funds, the Advisor, and other service providers to transact business; violations of applicable privacy and other laws; regulatory fines, penalties, reputational damage, reimbursement or other compensation costs, or additional compliance costs; as well as the inadvertent release of confidential information.

Similar adverse consequences could result from cybersecurity breaches affecting issuers of securities in which the Funds invest; counterparties with which the Funds engage in transactions; governmental and other regulatory authorities; exchange and other financial market operators, banks, brokers, dealers, insurance companies, and other financial institutions (including financial intermediaries and service providers for the Funds' shareholders); and other parties. In addition, substantial costs may be incurred by these entities in order to prevent any cybersecurity breaches in the future.

HOW TO BUY SHARES

Purchasing Shares

You may buy shares on any business day. This includes any day that the Funds are open for business, other than weekends and days on which the New York Stock Exchange ("NYSE") is closed, including the following holidays: New Year's Day, Martin Luther King, Jr. Day, Presidents' Day, Good Friday, Memorial Day, Independence Day, Labor Day, Thanksgiving and Christmas Day.

Each Fund calculates its net asset value ("NAV") per share as of the close of regular trading on the NYSE every day the NYSE is open. The NYSE normally closes at 4:00 p.m. Eastern Time ("ET"). Each Fund's NAV is calculated by taking the total value of the Fund's assets, subtracting its liabilities, and then dividing by the total number of shares outstanding, rounded to the nearest cent.

All shares will be purchased at the NAV per share (plus applicable sales charges, if any) next determined after the Fund receives your application or request in good order. All requests received in good order by the Fund before 4:00 p.m. (ET) will be processed on that same day. Requests received after 4:00 p.m. will be processed on the next business day.

When making a purchase request, make sure your request is in good order.

"Good order" means your purchase request includes:

- the name of the Fund and share class
- the dollar amount of shares to be purchased
- a completed purchase application or investment stub
- check payable to the applicable Fund

Sales Charge Waivers and Reductions Available Through Certain Financial Intermediaries

The availability of certain sales charge waivers and discounts may depend on whether you purchase your shares directly from the fund or through a financial intermediary. Intermediaries may impose different sales charges other than those listed below for Class A shares and may have different policies and procedures regarding the availability of sales load and waivers or reductions. Such intermediary-specific sales charge variations are described in Appendix A to this prospectus, titled “Intermediary-Specific Sales Charge Reductions and Waivers”. Appendix A is incorporated by reference into (or legally considered part of) this prospectus.

In all instances, it is the shareholder’s responsibility to notify the Fund or the shareholder’s financial intermediary at the time of purchase of any relationship or other facts qualifying the shareholder for sales charge reductions or waivers. For reductions and waivers not available through a particular intermediary, shareholders will have to purchase Fund shares directly from the Fund or through another intermediary to receive these reductions or waivers.

Multiple Classes

Each Fund offers Class A, Class C and Class I shares. Each Class of shares has a different distribution arrangement and expenses to provide for different investment needs. This allows you to choose the class of shares most suitable for you depending on the amount and length of investment and other relevant factors. Sales personnel may receive different compensation for selling each class of shares. Each class of shares represents an interest in the same portfolio of investments in a Fund. Not all share classes may be available in all states.

Class A Shares

You can buy Class A shares at the public offering price, which is the NAV plus an up-front sales charge. You may qualify for a reduced sales charge, or the sales charge may be waived, as described below. The up-front sales charge also does not apply to Class A shares acquired through reinvestment of dividends and capital gains distributions. Class A shares are subject to a 12b-1 fee which is lower than the 12b-1 fee for the Class C shares.

The up-front Class A sales charge and the commissions paid to dealers for the Asset Rotation Fund and the Hedged Market Opportunity Fund are as follows:

Amount of Purchase	Sales Charge as % of Public Offering Price	Sales Charge as % of Net Amount Invested	Authorized Dealer Commission as % of Public Offering Price
Less than \$50,000	5.75%	6.10%	5.00%
\$50,000 but less than \$100,000	4.75%	4.99%	4.00%

\$100,000 but less than \$250,000	4.00%	4.17%	3.25%
\$250,000 but less than \$500,000	3.00%	3.09%	2.50%
\$500,000 but less than \$1,000,000	2.50%	2.56%	2.00%
\$1,000,000 and above	1.00%	1.01%	1.00%

The up-front Class A sales charge and the commissions paid to dealers for the Income Opportunities Fund and the Bond Rotation Fund are as follows:

Amount of Purchase	Sales Charge as % of Public Offering Price	Sales Charge as % of Net Amount Invested	Authorized Dealer Commission as % of Public Offering Price
Less than \$50,000	4.75%	4.99%	4.00%
\$50,000 but less than \$100,000	4.25%	4.44%	3.50%
\$100,000 but less than \$250,000	3.75%	3.90%	3.00%
\$250,000 but less than \$500,000	2.50%	2.56%	2.00%
\$500,000 but less than \$1,000,000	2.00%	2.04%	1.50%
\$1,000,000 and above	1.00%	1.01%	1.00%

How to Reduce Your Sales Charge

The Funds offer a number of ways to reduce or eliminate the up-front sales charge on Class A shares.

Class A Sales Charge Reductions

Reduced sales charges are available to shareholders with investments of \$50,000 or more. In addition, you may qualify for reduced sales charges under the following circumstances.

Letter of Intent: An investor may qualify for a reduced sales charge immediately by stating his or her intention to invest in one or more of the funds in the AlphaCentric Family of Funds, during a 13-month period, an amount that would qualify for a reduced sales charge and by signing a Letter of Intent, which may be signed at any time within 90 days after the first investment to be included under the Letter of Intent. However, if an investor does not buy enough shares to qualify for the lower sales charge by the end of the 13-month period (or when you sell your shares, if earlier), the additional shares that were purchased due to the reduced sales charge credit the investor received will be liquidated to pay the additional sales charge owed.

Rights of Accumulation: You may add the current value of all of your existing AlphaCentric Fund shares to determine the front-end sales charge to be applied to your current Class A purchase. Only balances currently held entirely at the Funds or, if held in an account through a financial services firm, at the same firm through whom you are making your current purchase, will be eligible to be added to your current purchase for purposes of determining your Class A sales charge. You may include the value of AlphaCentric Funds' investments held by the members of your immediately family, including the value of Funds' investments held by you or them in individual retirement plans, such as individual retirement accounts, or IRAs, provided such balances are also currently held entirely at the Funds or, if held in an account through a financial services firm, at the same financial services firm through whom you are making your current purchase. The value of shares eligible for a cumulative quantity discount equals the cumulative cost of the shares purchased (not including reinvested dividends) or the current account market value; whichever is greater. The current market value of the shares is determined by multiplying the number of shares by the previous day's NAV. If you believe there are cumulative quantity discount eligible shares that can be combined with your current purchase to achieve a sales charge breakpoint, you must, at the time of your purchase (including at the time of any future purchase) specifically identify those shares to your current purchase broker-dealer.

Class A Sales Charge Waivers: The Fund may sell Class A shares at NAV (i.e. without the investor paying any initial sales charge) to certain categories of investors, including: (1) investment advisory clients or investors referred by the Funds' Advisor or its affiliates; (2) officers and present or former Trustees of the Trust; directors and employees of selected dealers or agents; the spouse, sibling, direct ancestor or direct descendant (collectively "relatives") of any such person; any trust, individual retirement account or retirement plan account for the benefit of any such person or relative; or the estate of any such person or relative; if such shares are purchased for investment purposes (such shares may not be resold except to the Fund); (3) the Funds' Advisor or its affiliates and certain employee benefit plans for employees of the Funds' investment; (4) fee-based financial planners and registered investment advisors who are purchasing on behalf of their clients, where there is an agreement in place with respect to such purchases; (5) registered representatives of broker-dealers who have entered into selling agreements with the Fund's advisor for their own accounts; and (6) participants in no-transaction-fee programs of broker dealers that have entered into an agreement with respect to such purchases.

Please refer to the Statement of Additional Information for detailed program descriptions and eligibility requirements. Additional information is available by calling 1-844-ACFUNDS (1-844-223-8637). Your financial advisor can also help you prepare any necessary application forms. You or your financial advisor must notify the Funds at the time of each purchase if you are eligible for any of these programs. The Funds may modify or discontinue these programs at any time. Information on sales charge reductions and/or waivers is not separately available on the Funds' website because it is contained in this Prospectus.

For more information regarding which intermediaries may have agreements with the Fund or distributor and their policies and procedures with respect to purchases at NAV, see **Appendix A** to this prospectus, titled "Intermediary-Specific Sales Charge Reductions and Waivers". In addition, certain intermediaries may provide for different sales charge discounts, which are described in Appendix A to this prospectus, entitled "Intermediary-Specific Charge Reductions and Waivers".

Class C Shares

You can buy Class C shares at NAV. Class C shares are subject to a 12b-1 fee of 1.00%, payable to the Advisor or selected dealers. Because Class C shares pay a higher 12b-1 fee than Class A shares, Class C shares have higher ongoing expenses than Class A shares.

Class I Shares

Sales of Class I shares are not subject to a front-end sales charge and the Funds Class I shares, except the Hedged Market Opportunity Fund, are not subject to an annual 12b-1 fee. The Hedged Market Opportunity Fund as adopted a 12b-1 plan for Class I Shares pursuant to which the Class is subject to a 12b-1 fee of 0.25% of its average daily net assets. The 12b-1 plan has not been implemented for the Class and there are no plans to do so. Availability of Class I shares is subject to agreement between the distributor and financial intermediary.

Opening an Account

You may purchase shares directly through the Funds' transfer agent or through a brokerage firm or other financial institution that has agreed to sell Fund shares. If you purchase shares through a brokerage firm or other financial institution, you may be charged a fee by the firm or institution.

If you are investing directly in a Fund for the first time, please call toll-free 1-844-ACFUNDS (1-844-223-8637) to request a Shareholder Account Application. You will need to establish an account before investing. Be sure to sign up for all the account options that you plan to take advantage of. For example, if you would like to be able to redeem your shares by telephone, you should select this option on your Shareholder Account Application. Doing so when you open your account means that you will not need to complete additional paperwork later.

If you are purchasing through the Funds' transfer agent, send the completed Shareholder Account Application and a check payable to the appropriate Fund to the following address:

AlphaCentric Funds
c/o Gemini Fund Services, LLC
17605 Wright Street, Suite 2
Omaha NE 68130

All purchases must be made in U.S. dollars and checks must be drawn on U.S. banks. No cash, credit cards or third party checks will be accepted. A \$20 fee will be charged against your account for any payment check returned to the transfer agent or for any incomplete electronic funds transfer, or for insufficient funds, stop payment, closed account or other reasons. If a check does not clear your bank or a Fund is unable to debit your predesignated bank account on the day of purchase, the Fund reserves the right to cancel the purchase. If your purchase is canceled, you will be responsible for any losses or fees imposed by your bank and losses that may be incurred as a result of a decline in the value of the canceled purchase. Your investment in a Fund should be intended to serve as a long-term investment vehicle. The Funds are not designed to provide you with a means of speculating on the short-term fluctuations in the stock market. Each Fund reserves the right to reject any purchase request that it regards as disruptive to the efficient

management of the Fund, which includes investors with a history of excessive trading. Each Fund also reserves the right to stop offering shares at any time.

If you choose to pay by wire, you must call the Funds' transfer agent, at 1-844-ACFUNDS (1-844-223-8637) to obtain instructions on how to set up your account and to obtain an account number and wire instructions.

Wire orders will be accepted only on a day on which the Funds, custodian and transfer agent are open for business. A wire purchase will not be considered made until the wired money and purchase order are received by the Funds. Any delays that may occur in wiring money, including delays that may occur in processing by the banks, are not the responsibility of the Funds or the transfer agent. The Funds presently do not charge a fee for the receipt of wired funds, but the Funds may charge shareholders for this service in the future.

To help the government fight the funding of terrorism and money laundering activities, federal law requires all financial institutions to obtain, verify, and record information that identifies each person who opens an account. This means that when you open an account, we will ask for your name, address, date of birth, and other information that will allow us to identify you. We may also ask for other identifying documents or information, and may take additional steps to verify your identity. We may not be able to open your account or complete a transaction for you until we are able to verify your identity.

Minimum Purchase Amount

The minimum initial investment in all share classes is \$2,500 for a regular account, \$2,500 for an IRA account, or \$100 for an automatic investment plan account. The minimum subsequent investment for each class of shares in a Fund is \$100 for all accounts. The Funds reserve the right to change the amount of these minimums from time to time or to waive them in whole or in part for certain accounts. Investment minimums may be higher or lower for investors purchasing shares through a brokerage firm or other financial institution. To the extent investments of individual investors are aggregated into an omnibus account established by an investment advisor, broker or other intermediary, the account minimums apply to the omnibus account, not to the account of the individual investor.

Automatic Investment Plan

You may open an automatic investment plan account with a \$100 initial purchase and a \$100 monthly investment. If you have an existing account that does not include the automatic investment plan, you can contact the Funds' transfer agent to establish an automatic investment plan. The automatic investment plan provides a convenient method to have monies deducted directly from your bank account for investment in the Funds. You may authorize the automatic withdrawal of funds from your bank account for a minimum amount of \$100. The Funds may alter, modify or terminate this plan at any time. To begin participating in this plan, please complete the Automatic Investment Plan Section found on the application or contact the Funds at 1-844-ACFUNDS (1-844-223-8637).

Additional Investments

The minimum subsequent investment in the Funds is \$100. You may purchase additional shares of a Fund by check or wire. Your bank wire should be sent as outlined above. You also may purchase Fund shares by making automatic periodic investments from your bank account. To use this feature, select the automatic investment option in the account application and provide the necessary information about the bank account from which your investments will be made. You may revoke your election to make automatic investments by calling 1-844-ACFUNDS (1-844-223-8637) or by writing to the Fund at:

AlphaCentric Funds
c/o Gemini Fund Services, LLC
17605 Wright Street, Suite 2
Omaha NE 68130

Other Purchase Information

Each Fund may limit the amount of purchases and refuse to sell to any person. If your wire does not clear, you will be responsible for any loss incurred by the Fund. If you are already a shareholder, each Fund can redeem shares from any identically registered account in the Fund as reimbursement for any loss incurred. You may be prohibited or restricted from making future purchases in the Funds.

Each Fund has authorized certain broker-dealers and other financial institutions (including their designated intermediaries) to accept on its behalf purchase and sell orders. These broker-dealers and financial institutions may charge a fee for their services. A Fund is deemed to have received an order when the authorized person or designee receives the order, and the order is processed at the NAV next calculated thereafter. It is the responsibility of the broker-dealer or other financial institution to transmit orders promptly to the Funds' transfer agent.

Market Timing

The Funds discourages market timing. Market timing is an investment strategy using frequent purchases, redemptions and/or exchanges in an attempt to profit from short term market movements. To the extent that a Fund significantly invests in small or mid-capitalization equity securities or derivative investments, because these securities are often infrequently traded, investors may seek to trade Fund shares in an effort to benefit from their understanding of the value of these securities (referred to as price arbitrage). Market timing may result in dilution of the value of Fund shares held by long term shareholders, disrupt portfolio management and increase Fund expenses for all shareholders. The Board of Trustees has adopted a policy directing the Funds to reject any purchase order with respect to one investor, a related group of investors or their agent(s), where it detects a pattern of purchases and sales of a Fund that indicates market timing or trading that it determines is abusive. This policy applies uniformly to all Fund shareholders. While the Funds attempt to deter market timing, there is no assurance that they will be able to identify and eliminate all market timers. For example, certain accounts called "omnibus accounts" include multiple shareholders. Omnibus accounts typically provide each Fund with a net purchase or redemption request on any given day where purchasers of Fund shares and redeemers of Fund shares are netted against one another and the identities of

individual purchasers and redeemers whose orders are aggregated are not known by the Fund. The netting effect often makes it more difficult for the Funds to detect market timing, and there can be no assurance that the Funds will be able to do so.

HOW TO REDEEM SHARES

You may redeem your shares on any business day. Redemption orders received in good order by the Funds' transfer agent or by a brokerage firm or other financial institution that sells Fund shares before 4:00 p.m. ET (or before the NYSE closes if the NYSE closes before 4:00 p.m. ET) will be effective at that day's NAV. Your brokerage firm or financial institution may have an earlier cut-off time.

Shares of the Funds may be redeemed by mail or telephone. You may receive redemption payments in the form of a check or federal wire transfer, subject to any applicable redemption fee. If you redeem your shares through a broker-dealer or other institution, you may be charged a fee by that institution.

The Asset Rotation Fund, Bond Rotation Fund, and Hedged Market Opportunity Fund typically expect to pay redemptions from cash, cash equivalents, proceeds from the sale of Fund shares, and then from the sale of portfolio securities. The Income Opportunities Fund typically expects to pay redemptions from cash, cash equivalents, proceeds from the sale of Fund shares, a line of credit, and then from the sale of portfolio securities. These redemption payment methods will be used in regular and stressed market conditions.

By Mail. You may redeem any part of your account in a Fund at no charge by mail. Your request, in good order, should be addressed to:

AlphaCentric Funds
c/o Gemini Fund Services, LLC
17605 Wright Street, Suite 2
Omaha NE 68130

“Good order” means your request for redemption must:

- Include the Fund name and account number;
- Include the account name(s) and address;
- State the dollar amount or number of shares you wish to redeem; and
- Be signed by all registered share owner(s) in the exact name(s) and any special capacity in which they are registered.

The Funds may require that the signatures be guaranteed if you request the redemption check be mailed to an address other than the address of record, or if the mailing address has been changed within 30 days of the redemption request. The Funds may also require that signatures be guaranteed for redemptions of \$100,000 or more. Signature guarantees are for the protection of

shareholders. You can obtain a signature guarantee from most banks and securities dealers, but not from a notary public. For joint accounts, both signatures must be guaranteed. Please call the transfer agent at 1-844-ACFUNDS (1-844-223-8637) if you have questions. At the discretion of the Funds, you may be required to furnish additional legal documents to insure proper authorization.

By Telephone. You may redeem any part of your account in a Fund by calling the transfer agent at 1-844-ACFUNDS (1-844-223-8637). You must first complete the Optional Telephone Redemption and Exchange section of the investment application to institute this option. The Funds, the transfer agent and the custodian are not liable for following redemption instructions communicated by telephone to the extent that they reasonably believe the telephone instructions to be genuine. However, if they do not employ reasonable procedures to confirm that telephone instructions are genuine, they may be liable for any losses due to unauthorized or fraudulent instructions. Procedures employed may include recording telephone instructions and requiring a form of personal identification from the caller.

The Funds may terminate the telephone redemption procedures at any time. During periods of extreme market activity it is possible that shareholders may encounter some difficulty in telephoning the Funds, although neither the Funds nor the transfer agent have ever experienced difficulties in receiving and in a timely fashion responding to telephone requests for redemptions or exchanges. If you are unable to reach the Funds by telephone, you may request a redemption or exchange by mail.

Redemptions in Kind: The Funds reserve the right to honor requests for redemption or repurchase orders by making payment in whole or in part in readily marketable securities (“redemption in kind”) if the amount is greater than the lesser of \$250,000 or 1% of a Fund’s assets. The securities will be chosen by a Fund and valued under a Fund’s net asset value procedures. A shareholder will be exposed to market risk until these securities are converted to cash and may incur transaction expenses in converting these securities to cash. However, the Board of Trustees of the Trust has determined that, until otherwise approved by the Board, all redemptions in a Fund be made in cash only. If the Board determines to allow the Funds to redeem in kind in the future, the Funds will provide shareholders with notice of such change to the redemption policy.

Additional Information. If you are not certain of the requirements for redemption please call the transfer agent at 1-844-ACFUNDS (1-844-223-8637). Redemptions specifying a certain date or share price cannot be accepted and will be returned. You will be mailed the proceeds on or before the fifth business day following the redemption. You may be assessed a fee if a Fund incurs bank charges because you request that the Fund re-issue a redemption check. Also, when the NYSE is closed (or when trading is restricted) for any reason other than its customary weekend or holiday closing or under any emergency circumstances, as determined by the Securities and Exchange Commission, the Funds may suspend redemptions or postpone payment dates.

Because each Fund incurs certain fixed costs in maintaining shareholder accounts, a Fund may require you to redeem all of your shares in the Fund on 30 days written notice if the value of your shares in the Fund is less than \$2,500 due to redemption, or such other minimum amount as the Fund may determine from time to time. You may increase the value of your shares in a Fund

to the minimum amount within the 30-day period. All shares of a Fund are also subject to involuntary redemption if the Board of Trustees determines to liquidate the Fund. An involuntary redemption will create a capital gain or a capital loss, which may have tax consequences about which you should consult your tax advisor.

Exchange Privilege

You may exchange shares of a particular class of a Fund only for shares of the same class of another Fund. For example, you can exchange Class A shares of the Income Opportunities Fund for Class A shares of the Asset Rotation Fund. Shares of the Fund selected for exchange must be available for sale in your state of residence. You must meet the minimum purchase requirements for the Fund you purchase by exchange. For tax purposes, exchanges of shares involve a sale of shares of the Fund you own and a purchase of the shares of the other Fund, which may result in a capital gain or loss.

Converting Shares

Shareholders of a Fund may elect on a voluntary basis to convert their shares in one class of the Fund into shares of a different class of the same Fund, subject to satisfying the eligibility requirements for investment in the new share class. Shares may only be converted into a share class with a lower expense ratio than the original share class. Shares held through a financial intermediary offering a fee-based or wrap fee program that has an agreement with the Advisor or the Funds' distributor may be automatically converted by the financial intermediary, without notice, to a share class with a lower expense ratio than the original share class, if such conversion is consistent with the fee-based or wrap fee program's policies.

An investor may directly or through his or her financial intermediary contact the Funds to request a voluntary conversion between share classes of the same Fund as described above. You may be required to provide sufficient information to establish eligibility to convert to the new share class. All permissible conversions will be made on the basis of the relevant NAVs of the two classes without the imposition of any sales load, redemption fee or other charge. A share conversion within a Fund will not result in a capital gain or loss for federal income tax purposes. The Funds may change, suspend or terminate this conversion feature at any time.

DISTRIBUTION PLANS

Each Fund has adopted distribution and service plans under Rule 12b-1 of the Investment Company Act of 1940 that allows each Fund to pay distribution and/or service fees in connection with the distribution of its Class A and Class C shares and for services provided to shareholders. Because these fees are paid out of Fund assets on an ongoing basis, over time these fees will increase the cost of your investment and may cost you more than paying other types of sales charges.

Class A Shares

Under the Funds' Plan related to the Class A Shares, each Fund may pay an annual fee of up to 0.50% of the average daily net assets of the respective Fund's Class A Shares (the "Class A 12b-1 Fee") for shareholder services and distribution related expenses. Each Fund is currently

paying a Class A 12b-1 Fee of 0.25% of its average daily net assets. If authorized by the Board of Trustees and upon notice to shareholders, the Fund may increase the percentage paid under the Plan up to the Class A 12b-1 Fee amount. All or a portion of the distribution and services fees may be paid to your financial advisor for providing ongoing services to you.

Class C Shares

Under the Funds' Plan related to the Class C Shares, each Fund may pay an annual fee of up to 1.00% of the average daily net assets of the respective Fund's Class C Shares. All or a portion of the distribution and services fees may be paid to your financial advisor for providing ongoing service to you.

Class I Shares (*Hedged Market Opportunity only*)

Under the Fund's Plan related to the Class I Shares, the Fund pays an annual fee of 0.25% of the average daily net assets of the Fund's Class I Shares. The Fund is not currently paying 12b-1 fees, and there are no plans to impose these fees.

VALUING THE FUNDS' ASSETS

Each Fund's assets are generally valued at their market value. If market prices are not available or, in the Advisor's opinion, market prices do not reflect fair value, or if an event occurs after the close of trading on the domestic or foreign exchange or market on which the security is principally traded (but prior to the time the NAV is calculated) that materially effects fair value, the Advisor will value the Funds' assets at their fair value according to policies approved by the Funds' Board of Trustees. For example, if trading in a portfolio security is halted and does not resume before the Fund calculates its NAV, the Advisor may need to price the security using the Fund's fair value pricing guidelines. In these cases, the Funds' NAV will reflect certain portfolio securities' fair value rather than their market price. Fair value pricing involves subjective judgments and it is possible that the fair value determined for a security is materially different than the value that could be realized upon the sale of that security. The fair value prices can differ from market prices when they become available or when a price becomes available. Without a fair value price, short term traders could take advantage of the arbitrage opportunity and dilute the NAV of long term investors. Securities trading on overseas markets present time zone arbitrage opportunities when events effecting portfolio security values occur after the close of the overseas market, but prior to the close of the U.S. market. Fair valuation of a Fund's securities can serve to reduce arbitrage opportunities available to short term traders, but there is no assurance that fair value pricing policies will prevent dilution of a Fund's NAV by short term traders. The Funds may use pricing services to determine market value. The NAV for a Fund investing in other investment companies is calculated based upon the NAV of the underlying investment companies in its portfolio, and the prospectuses of those companies explain the circumstances under which they will use fair value pricing and the effects of using fair value pricing. Because the Funds may invest in securities primarily listed on foreign exchanges, and these exchanges may trade on weekends or other days when the Funds do not price its shares, the value of some of the Funds' portfolio securities may change on days when you may not be able to buy or sell Fund shares.

DIVIDENDS, DISTRIBUTIONS AND TAXES

Dividends and Distributions

Each Fund typically distributes substantially all of its net investment income in the form of dividends and taxable capital gains to its shareholders. These distributions are automatically reinvested in the applicable Fund unless you request cash distributions on your application or through a written request to the Fund. Each Fund expects that its distributions will consist of both capital gains and dividend income. The Asset Rotation Fund and Managed Futures Strategy Fund intend to make annual dividend distributions. The Bond Rotation Fund and the Income Opportunities Fund intend to make monthly dividend distributions. Each Fund may make distributions of its net realized capital gains (after any reductions for capital loss carry forwards) annually.

Please refer to the sub-heading “Distribution Policy and Goals” under the sections heading “Additional Information About the Fund’s Principal Investment Strategies and Related Risks – Principal Investment Strategies – AlphaCentric Income Opportunities Fund” and “Additional Information About the Fund’s Principal Investment Strategies and Related Risks – Principal Investment Risks” for a detailed description of the AlphaCentric Income Opportunities Fund’s distribution policy and tax consequences.

Taxes

In general, selling shares of a Fund and receiving distributions (whether reinvested or taken in cash) are taxable events. Depending on the purchase price and the sale price, you may have a gain or a loss on any shares sold. Any tax liabilities generated by your transactions or by receiving distributions are your responsibility. You may want to avoid making a substantial investment when the Fund is about to make a taxable distribution because you would be responsible for any taxes on the distribution regardless of how long you have owned your shares. A Fund may produce capital gains even if it does not have income to distribute and performance has been poor.

Early each year, the Funds will mail to you a statement setting forth the federal income tax information for all distributions made during the previous year. If you do not provide your taxpayer identification number, your account will be subject to backup withholding.

The tax considerations described in this section do not apply to tax-deferred accounts or other non-taxable entities. Because each investor’s tax circumstances are unique, please consult with your tax advisor about your investment.

MANAGEMENT OF THE FUNDS

Advisor

AlphaCentric Advisors LLC, a Delaware limited liability company located at 36 North New York Avenue, Huntington, NY, 11743 serves as Advisor to the Funds. The Advisor was formed in February 2014. Management of the Funds is currently its primary business. The Advisor is under common control with Catalyst Capital Advisors LLC and Rational Advisors,

Inc, the investment advisers of other funds in the same group of investment companies also known as a “fund complex”. Under the terms of the management agreement, AlphaCentric Advisors LLC is responsible for formulating the Funds’ investment policies, making ongoing investment decisions and engaging in portfolio transactions.

Portfolio Manager – AlphaCentric Hedged Market Opportunity Fund

Russell Kellites is primarily responsible for the day-to-day management of the Fund's portfolio.

Russell Kellites

Russell Kellites has been the portfolio manager of the Fund since its inception in 2011. He has been a portfolio manager at the Advisor since 2016 and has served as Managing Director of Theta Capital Partners since 2008. Prior to joining Theta Capital Partners, Mr. Kellites’ employment includes Goldman Sachs & Co where he was an Associate and Merrill Lynch & Co where he was a Vice President. Mr. Kellites attended Columbia University where he received a BS in computer science (*cum laude*), matriculated in the MS computer science program, with a focus in artificial intelligence, and received an MBA.

Sub-Advisor: AlphaCentric Asset Rotation Fund and the AlphaCentric Bond Rotation Fund

Keystone Wealth Advisors LLC (“Keystone” or “Sub-Advisor”), a Utah limited liability company located at 595 S. Riverwoods Pkwy Ste 170, Logan, UT, 84321, is the investment sub-advisor to the Asset Rotation Fund and the Bond Rotation Fund. In addition to serving as a Sub-Advisor, Keystone is a registered investment advisor providing investment and planning advice to individuals, businesses and endowments.

Subject to the oversight and approval of the Advisor, Keystone is responsible for making investment decisions and executing portfolio transactions for the Asset Rotation Fund and Bond Rotation Fund. In addition, Keystone is responsible for maintaining certain transaction and compliance related records of the Asset Rotation Fund and Bond Rotation Fund. As compensation for the sub-advisory services it provides to the Funds, the Advisor, and not the Funds, will pay Keystone 50% of the management fees that the Advisor receives from each of the Asset Rotation Fund and Bond Rotation Fund.

Portfolio Managers: AlphaCentric Asset Rotation Fund and AlphaCentric Bond Rotation Fund

Gordon Nelson, CPA, CFP®, and Tyler Vanderbeek, CFP®, CMT, are primarily responsible for the day-to-day management of the Asset Rotation Fund and Bond Rotation Fund’s portfolios. Mr. Nelson is the lead portfolio manager of each of the Asset Rotation Fund and Bond Rotation Fund.

Gordon Nelson, CPA, CFP® and Chief Investment Strategist of Keystone

Gordon Nelson has served as Chief Investment Strategist and portfolio manager of Keystone since founding the firm in 2003. Mr. Nelson has served as the lead portfolio manager of each of the Asset Rotation Fund and Bond Rotation Fund since its inception. Prior to founding

Keystone, Mr. Nelson has worked as a partner in a CPA firm and as a financial advisor with Merrill Lynch. Mr. Nelson has a Master's Degree in Accounting from Utah State University.

Tyler Vanderbeek, CFP®, Portfolio Manager of Keystone

Tyler Vanderbeek has served as portfolio manager of Keystone since April 2007. He has served as a portfolio manager of each of the Asset Rotation Fund and Bond Rotation Fund since its inception. Mr. Vanderbeek is educated through The American College and Utah State University and successfully earned the nationally recognized designation of Certified Financial Planner. Mr. Vanderbeek completed the Chartered Market Technician® designation in 2016. The Chartered Market Technician® designation is awarded to those who demonstrate mastery of a core body of knowledge of investment risk in portfolio management settings and hold themselves to the highest ethical standards.

Sub-Advisor: AlphaCentric Income Opportunities Fund

Garrison Point Capital, LLC, located at 100 Pine Street, Suite 2700, San Francisco, CA 94111, serves as investment sub-advisor to the Income Opportunities Fund. Garrison Point was founded in 2012 and, in addition to serving as investment sub-advisor to the Income Opportunities Fund, provides investment advice to individuals, high net worth individuals, trusts and various institutions.

Subject to the oversight and approval of the Income Opportunities Fund's Advisor, Garrison Point is responsible for making investment decisions and executing portfolio transactions for the Income Opportunities Fund. In addition, Garrison Point is responsible for maintaining certain transaction and compliance related records of the Income Opportunities Fund. As compensation for the sub-advisory services it provides to the Income Opportunities Fund, the Income Opportunities Fund's Advisor, and not the Fund, will pay Garrison Point 50% of the net management fees that the Income Opportunities Fund's Advisor receives from the Income Opportunities Fund.

Portfolio Managers: AlphaCentric Income Opportunities Fund

Tom Miner, Garrett Smith and Brian Loo are jointly and primarily responsible for the day-to-day management of the Income Opportunities Fund's portfolio.

Tom Miner, Principal and Portfolio Manager of Garrison Point

Tom Miner has been a Principal and Portfolio Manager of Garrison Point since 2012. He has also been a Principal and Portfolio Manager of Garrison Point Funds, LLC since 2012, a Registered Representative of S.F. Sentry Securities, Inc. since 2012 and a Registered Investment Advisor representative of San Francisco Sentry Investment Group since 2012. From 2009 to co-founding Garrison Point in 2012, Mr. Miner was a Director of Barclays Capital, Inc. From 2007 to 2009, Mr. Miner was the Chief Executive Officer of Xootr, LLC, a manufacturer of folding bikes and scooters, and, from 1994 to 2007, he served in various roles for Lehman Brothers, Inc. focusing on structuring of fixed income products and building Lehman Brothers' West Coast securitized products business. Mr. Miner holds a BA, BS and MBA from the University of Utah

where he is also an adjunct professor of finance teaching Fixed Income Analysis and Venture Capital classes.

Garrett Smith, Principal and Portfolio Manager of Garrison Point

Garrett Smith has been a Principal and Portfolio Manager of Garrison Point since 2012. He has also been a Principal and Portfolio Manager of Garrison Point Funds, LLC since 2012, a Registered Representative of S.F. Sentry Securities, Inc. since 2012 and a Registered Investment Advisor representative of San Francisco Sentry Investment Group since 2012. From 2008 to co-founding Garrison Point in 2012, Mr. Smith was Vice President of Barclays Capital, Inc. and, from 2006 to 2008, he was a Securitized Product Trader for Lehman Brothers, Inc. where he traded agency and non-agency mortgage backed securities. From 1996 to 2005, Mr. Smith was an officer in the U.S. Navy. Mr. Smith received MBA and MEM degrees from Northwestern University and BS degrees from the United States Naval Academy and University of Maryland.

Brian Loo, Portfolio Manager of Garrison Point

Brian Loo has been a Portfolio Manager of Garrison Point since 2013. He has also been the Managing Director of Garrison Point Funds, LLC and a Registered Representative of S.F. Sentry Securities, Inc. since 2013. Mr. Loo joined the Sub-Advisor in 2013 from The TCW Group, Inc. where he served as a Portfolio Manager in the Structured Products Group beginning in 2009. Mr. Loo began his career as Senior Vice President in the mortgage backed securities department of TCW in 1994 and left TCW in 1996 to become a founding member Principal of Metropolitan West Asset Management, a fixed income money manager, which was acquired by TCW in 1996. Mr. Loo holds a BS from UCLA, an MSIA from Carnegie Mellon Tepper School of Business and is a CFA charterholder.

The Statement of Additional Information provides additional information about each portfolio manager’s compensation, other accounts managed and ownership of securities in his managed Fund.

Advisory Fees

Each Fund is authorized to pay the Advisor an annual fee based on its average daily net assets. The advisory fee is paid monthly. The Advisor has contractually agreed to waive fees and/or reimburse expenses, but only to the extent necessary to maintain each Fund’s total annual operating expenses (excluding brokerage costs; underlying fund expenses; borrowing costs, such as (a) interest and (b) dividends on securities sold short; taxes; and extraordinary expenses) at a certain level.

The following table describes (i) the contractual advisory fee, (ii) the advisory fees, after waivers, as a percentage of each Fund’s average net assets, received by the Fund’s adviser for the Fund’s most recent fiscal year and (iii) the expense limitation for each Fund.

	Contractual Advisory Fee	Net Advisory Fee Received	Expense Limitation
Asset Rotation Fund	1.25%	0.63%	Class A - 1.49% Class C – 2.24% Class I – 1.24%
Income Opportunities Fund	1.50%	1.16%	Class A - 1.74%

			Class C – 2.49% Class I – 1.49%
Bond Rotation Fund	1.25%	0.12%	Class A - 1.49% Class C – 2.24% Class I – 1.24%
Hedged Market Opportunity Fund	1.75%	0.03%	Class A – 2.24% Class C – 2.99% Class I – 1.99%

The Funds may directly enter into agreements with financial intermediaries (which may include banks, brokers, securities dealers and other industry professionals) pursuant to which a Fund will pay the financial intermediary for services such as networking or sub-transfer agency, including the maintenance of “street name” or omnibus accounts and related sub-accounting, record-keeping and administrative services provided to such accounts. Each Fund, through its rule 12b-1 distribution plan, or each Fund’s respective Advisor or Sub-Advisor (not the Fund) may also pay certain financial intermediaries a fee for providing distribution related services for each respective Fund’s shareholders to the extent these institutions are allowed to do so by applicable statute, rule or regulation. Please refer to the section of the Statement of Additional Information entitled “Additional Compensation to Financial Intermediaries” for more information.

A discussion regarding the basis of the Board of Trustees’ approval of the management agreement with the Advisor with respect to the Asset Rotation Fund; the sub-advisory agreement between the Advisor and Keystone with respect to the Asset Rotation Fund are available in the Trust’s annual report to shareholders for the fiscal period ended March 31, 2016. A discussion regarding the basis of the Board of Trustees’ approval of the management agreement with the Advisor with respect to the Income Opportunities Fund and the Bond Rotation Fund; the sub-advisory agreement between the Advisor and Garrison Point with respect to the Income Opportunities Fund; and the sub-advisory agreement between the Advisor and Keystone with respect to the Bond Rotation Fund is available in the Trust’s semi-annual report to shareholders for the period ended September 30, 2015.

Prior Performance of the Sub-Advisor to the AlphaCentric Income Opportunities Fund:

Provided below is the historical performance of the Garrison Point Enhanced Yield Composite, which includes all client accounts managed by Garrison Point with investment objectives, strategies and policies substantially similar to the AlphaCentric Income Opportunities Fund. For comparison purposes, the Garrison Point Enhanced Yield Composite is measured against the Barclays U.S. Aggregate Bond Index.

This information is provided to illustrate the past performance of Garrison Point in managing client accounts in a substantially similar manner as the AlphaCentric Income Opportunities Fund but does not represent the performance of the AlphaCentric Income Opportunities Fund. Past performance is no guarantee of future results. Performance results may be materially affected by market and economic conditions. Investors should not consider this performance data as an indication of future performance of the AlphaCentric Income Opportunities Fund, or the return an individual investor might achieve by investing in the Fund.

Fees and expenses of the private accounts included in the Garrison Point Enhanced Yield Composite are generally lower than those of the AlphaCentric Income Opportunities Fund and,

therefore, the AlphaCentric Income Opportunities Fund’s results would be lower than the returns reflected below. The AlphaCentric Income Opportunities Fund’s results would also be lower because private accounts are not subject to certain investment limitations, diversification requirements and other restrictions imposed on mutual funds by the 1940 Act or the Internal Revenue Code, which, if applicable, could have adversely affected the performance of the private accounts.

The performance of the Garrison Point Enhanced Yield Composite has been audited for the periods after October 31, 2012. Performance for the periods that include the period October 9, 2012 (inception of the Garrison Point Enhanced Yield Composite) through October 31, 2012 are unaudited. The performance results are calculated according to the Global Investment Performance Standards (GIPS). GIPS differ from those of the SEC. The Garrison Point Enhanced Yield Composite performance is calculated “net” of actual separate account fees (i.e., it includes the impact of all account fees and expenses).

Garrison Point Enhanced Yield Composite Net Dollar Weighted Annual Returns

For the Years Ended December 31	Garrison Point Enhanced Yield Composite	Barclay Index**
2012*:	73.07%	1.52%
2013:	28.73%	-2.02%
2014:	32.81%	5.97%
2015	14.98%	0.55%
2016:	12.02%	2.65%

Average Annual Total Returns (for the periods ended December 31, 2016)

	ONE YEAR	SINCE INCEPTION***
Garrison Point Enhanced Yield Composite	12.0%	23.2%
Barclays Index**	2.7%	1.7%

*For the period October 9, 2012 through December 31, 2012. The returns shown for 2012 are the unaudited annualized returns. The non-annualized returns of the composite and index for the same period are 9.60% and 0.34%, respectively.

** The Barclays Aggregate Bond Index The Barclays US Aggregate Bond Index is a broad-based benchmark that measures the investment grade, US dollar-denominated, fixed-rate taxable bond market. The index includes Treasuries, government-related and corporate securities, MBS (agency fixed-rate and hybrid ARM pass-throughs), ABS and CMBS (agency and non-agency).

*** For the period October 9, 2012 through December 31, 2016.

Prior Performance of the Sub-Advisor to the AlphaCentric Bond Rotation Fund:

Provided below is the historical performance of the Global Bond AlphaRotation® Composite, which includes of all client accounts managed by Keystone with investment objectives, strategies and policies substantially similar to the AlphaCentric Bond Rotation Fund. For comparison purposes, the Global Bond AlphaRotation® Composite is measured against the iShares Core U.S. Aggregate Bond ETF Index.

This information is provided to illustrate the past performance of Keystone in managing client accounts in a substantially similar manner as the AlphaCentric Bond Rotation Fund but does not represent the performance of the AlphaCentric Bond Rotation Fund. Past performance is no guarantee of future results. Performance results may be materially affected by market and economic conditions. Investors should not consider this performance data as an indication of future performance of the AlphaCentric Bond Rotation Fund, or the return an individual investor might achieve by investing in the Fund.

Fees and expenses of the private accounts included in the Global Bond AlphaRotation® Composite are generally lower than those of the AlphaCentric Bond Rotation Fund and, therefore, the AlphaCentric Bond Rotation Fund’s results would be lower than the returns reflected below. The AlphaCentric Bond Rotation Fund’s results would also be lower because private accounts are not subject to certain investment limitations, diversification requirements and other restrictions imposed on mutual funds by the Investment Company Act of 1940 or the Internal Revenue Code, which, if applicable, could have adversely affected the performance of the private accounts.

The Global Bond AlphaRotation® Composite has not been audited. The performance results are calculated according to the Global Investment Performance Standards (GIPS). GIPS differ from those of the SEC. The Global Bond AlphaRotation® Composite performance is calculated “net” of actual separate account fees, i.e., it includes the impact of all account fees and expenses.

Average Annual Total Return (for the periods ended December 31, 2016)

	ONE YEAR	SINCE INCEPTION¹
Global Bond AlphaRotation® Composite	1.35%	1.56%
iShares Core U.S. Aggregate Bond ETF Index ²	2.41%	2.94%

1 The inception date of the Global Bond AlphaRotation® Composite is 1/1/2014

2 The benchmark index is the iShares Core U.S. Aggregate Bond ETF. The iShares Core U.S. Aggregate Bond ETF seeks to track the investment results of an index composed of the total U.S. investment-grade bond market.

FINANCIAL HIGHLIGHTS

AlphaCentric Asset Rotation Fund

The following table is intended to help you better understand the Asset Rotation Fund's financial performance since its inception. Certain information reflects financial results for a single Fund share. Total return represents the rate you would have earned (or lost) on an investment in the Fund, assuming reinvestment of all dividends and distributions. The information for the fiscal periods ended March 31, 2015, 2016 and 2017 has been audited by Cohen & Company, Ltd., an independent registered public accounting firm, whose report, along with the Fund's financial statements, is included in the annual report, which is available upon request.

Per Share Data and Ratios for a Share of Beneficial Interest Outstanding Throughout Each Period Presented

<u>Class A (ROTAX)</u>	<u>Year Ended March 31, 2017</u>	<u>Year Ended March 31, 2016</u>	<u>Period Ended March 31, 2015 (1)</u>
Net asset value, beginning of period	\$ 8.96	\$ 10.11	\$ 10.00
Activity from investment operations:			
Net investment income (2)	0.09	0.12	0.03
Net realized and unrealized gain (loss) on investments	(0.15)	(0.96)	0.13 (9)
Total from investment operations	(0.06)	(0.84)	0.16
Less distributions from:			
Net investment income	(0.23)	—	(0.05)
Net realized gains	—	(0.31)	—
Total distributions	(0.23)	(0.31)	(0.05)
Net asset value, end of period	\$ 8.67	\$ 8.96	\$ 10.11
Total return (3)	(0.60)%	(8.38)%	1.55% (6)
Net assets, at end of period (000s)	\$ 10,589	\$ 18,613	\$ 43,358
Ratio of gross expenses to average net assets before expense reimbursement (4)(5)(7)	2.11%	2.11%	1.98%
Ratio of net expenses to average net assets after expense reimbursement (5)(7)	1.49%	1.49%	1.49%
Ratio of net investment income to average net assets (5)(7)(8)	1.09%	1.22%	0.43%
Portfolio Turnover Rate	691%	593%	238% (6)

- (1) The AlphaCentric Asset Rotation Fund Class A commenced operations on July 31, 2014.
- (2) Per share amounts calculated using the average shares method.
- (3) Total return in the above table is historical in nature and represents the rate that the investor would have earned or lost on an investment in the Fund assuming reinvestment of dividends and capital gain distributions, if any, and does not reflect the impact of sales charges. Had the Manager not waived a portion of the Fund's expenses, total returns would have been lower.
- (4) Represents the ratio of expenses to average net assets absent fee waivers and/or expense reimbursements by the Manager.
- (5) Annualized for periods less than one year.
- (6) Not annualized.
- (7) The ratios of expenses to average net assets and net investment income (loss) to average net assets do not reflect the expenses of the underlying investment companies in which the Fund invests.

- (8) Recognition of net investment income (loss) is affected by the timing and declaration of dividends by the underlying investment companies in which the Fund invests.
- (9) Realized and unrealized gains and losses per share in this caption are balancing amounts necessary to reconcile the change in net asset value per share for the period, and may not reconcile with the aggregate gains and losses in the Statements of Operations due to share transactions during the period.

Per Share Data and Ratios for a Share of Beneficial Interest Outstanding Throughout Each Period Presented

Class C (ROTCX)	Year Ended March 31, 2017	Year Ended March 31, 2016	Period Ended March 31, 2015 (1)
Net asset value, beginning of period	\$ 8.89	\$ 10.11	\$ 10.00
Activity from investment operations:			
Net investment income (loss) (2)	0.03	0.03	(0.03)
Net realized and unrealized gain (loss) on investments	(0.15)	(0.94)	0.18 (9)
Total from investment operations	(0.12)	(0.91)	0.15
Less distributions from:			
Net investment income	(0.10)	—	(0.04)
Net realized gains	—	(0.31)	—
Total distributions	(0.10)	(0.31)	(0.04)
Net asset value, end of period	\$ 8.67	\$ 8.89	\$ 10.11
Total return (3)	(1.35)%	(9.08)%	1.47% (6)
Net assets, at end of period (000s)	\$ 845	\$ 2,279	\$ 1,926
Ratio of gross expenses to average net assets before expense reimbursement (4)(5)(7)	2.86%	2.86%	2.73%
Ratio of net expenses to average net assets after expense reimbursement or recapture(5)(7)	2.24%	2.24%	2.24%
Ratio of net investment income (loss) to average net assets (5)(7)(8)	0.33%	0.36%	(0.44)%
Portfolio Turnover Rate	691%	593%	238% (6)

- (1) The AlphaCentric Asset Rotation Fund Class C shares commenced operations on July 31, 2014.
- (2) Per share amounts calculated using the average shares method.
- (3) Total return in the above table is historical in nature and represents the rate that the investor would have earned or lost on an investment in the Fund assuming reinvestment of dividends and capital gain distributions, if any, and does not reflect the impact of sales charges. Had the Manager not waived a portion of the Fund's expenses, total returns would have been lower.
- (4) Represents the ratio of expenses to average net assets absent fee waivers and/or expense reimbursements by the Manager.
- (5) Annualized for periods less than one year.
- (6) Not annualized.
- (7) The ratios of expenses to average net assets and net investment income (loss) to average net assets do not reflect the expenses of the underlying investment companies in which the Fund invests.
- (8) Recognition of net investment income (loss) is affected by the timing and declaration of dividends by the underlying investment companies in which the Fund invests.
- (9) Realized and unrealized gains and losses per share in this caption are balancing amounts necessary to reconcile the change in net asset value per share for the period, and may not reconcile with the aggregate gains and losses in the Statements of Operations due to share transactions during the period.

Per Share Data and Ratios for a Share of Beneficial Interest Outstanding Throughout Each Period Presented

Class I (ROTIX)	Year Ended March 31, 2017	Year Ended March 31, 2016	Period Ended March 31, 2015 (1)
Net asset value, beginning of period	\$ 8.99	\$ 10.12	\$ 10.00
Activity from investment operations:			
Net investment income (2)	0.12	0.13	0.05
Net realized and unrealized gain (loss) on investments	(0.17)	(0.95)	0.12 (9)
Total from investment operations	<u>(0.05)</u>	<u>(0.82)</u>	<u>0.17</u>
Less distributions from:			
Net investment income	(0.28)	—	(0.05)
Net realized gains	—	(0.31)	—
Total distributions	<u>(0.28)</u>	<u>(0.31)</u>	<u>(0.05)</u>
Net asset value, end of period	<u>\$ 8.66</u>	<u>\$ 8.99</u>	<u>\$ 10.12</u>
Total return (3)	<u>(0.42)%</u>	<u>(8.18)%</u>	<u>1.72% (6)</u>
Net assets, at end of period (000s)	<u>\$ 4,396</u>	<u>\$ 13,557</u>	<u>\$ 20,840</u>
Ratio of gross expenses to average net assets before expense reimbursement (4)(5)(7)	1.86%	1.86%	1.73%
Ratio of net expenses to average net assets after expense reimbursement (5)(7)	1.24%	1.24%	1.24%
Ratio of net investment income to average net assets (5)(7)(8)	1.44%	1.37%	0.85%
Portfolio Turnover Rate	691%	593%	238% (6)

(1) The AlphaCentric Asset Rotation Fund Class I shares commenced operations on July 31, 2014.

(2) Per share amounts calculated using the average shares method.

(3) Total return in the above table is historical in nature and represents the rate that the investor would have earned or lost on an investment in the Fund assuming reinvestment of dividends and capital gain distributions, if any, and does not reflect the impact of sales charges. Had the Manager not waived a portion of the Fund's expenses, total returns would have been lower.

(4) Represents the ratio of expenses to average net assets absent fee waivers and/or expense reimbursements by the Manager.

(5) Annualized for periods less than one year.

(6) Not annualized.

(7) The ratios of expenses to average net assets and net investment income (loss) to average net assets do not reflect the expenses of the underlying investment companies in which the Fund invests.

(8) Recognition of net investment income (loss) is affected by the timing and declaration of dividends by the underlying investment companies in which the Fund invests.

(9) Realized and unrealized gains and losses per share in this caption are balancing amounts necessary to reconcile the change in net asset value per share for the period, and may not reconcile with the aggregate gains and losses in the Statements of Operations due to share transactions during the period.

AlphaCentric Bond Rotation Fund

The following table is intended to help you better understand the Bond Rotation Fund's financial performance since its inception. Certain information reflects financial results for a single Fund share. Total return represents the rate you would have earned (or lost) on an investment in the Fund, assuming reinvestment of all dividends and distributions. The information for the fiscal periods ended March 31, 2016 and 2017 have been audited by Cohen & Company, Ltd., an independent registered public accounting firm, whose report, along with the Fund's financial statements, is included in the annual report, which is available upon request.

Per Share Data and Ratios for a Share of Beneficial Interest Outstanding Throughout Each Period Presented

Class A (BDRAX)	Year Ended March 31, 2017	Period Ended March 31, 2016 (1)
Net asset value, beginning of period	\$ 9.58	\$ 10.00
Activity from investment operations:		
Net investment income (2)	0.23	0.15
Net realized and unrealized loss on investments	(0.05)	(0.43)
Total from investment operations	<u>0.18</u>	<u>(0.28)</u>
Less distributions from:		
Net investment income	(0.24)	(0.14)
Total distributions	<u>(0.24)</u>	<u>(0.14)</u>
Net asset value, end of period	<u>\$ 9.52</u>	<u>\$ 9.58</u>
Total return (3)	<u>1.91%</u>	<u>(2.74)% (6)</u>
Net assets, at end of period (000s)	<u>\$ 6,634</u>	<u>\$ 9,869</u>
Ratio of gross expenses to average net assets before expense reimbursement or recapture (4)(5)(7)	2.62%	2.64%
Ratio of net expenses to average net assets after expense reimbursement or recapture (5)(7)	1.49%	1.49%
Ratio of net investment income to average net assets (5)(7)(8)	2.40%	1.82%
Portfolio Turnover Rate	524%	476% (6)

- (1) The AlphaCentric Bond Rotation Fund Class A shares commenced operations on May 28, 2015.
- (2) Per share amounts calculated using the average shares method.
- (3) Total return in the above table is historical in nature and represents the rate that the investor would have earned or lost on an investment in the Fund assuming reinvestment of dividends and capital gain distributions, if any, and does not reflect the impact of sales charges. Had the Manager not waived a portion of the Fund's expenses, total returns would have been lower.
- (4) Represents the ratio of expenses to average net assets absent fee waivers and/or expense reimbursements by the Manager.
- (5) Annualized for periods less than one year.
- (6) Not annualized.
- (7) The ratios of expenses to average net assets and net investment income (loss) to average net assets do not reflect the expenses of the underlying investment companies in which the Fund invests.
- (8) Recognition of net investment income (loss) is affected by the timing and declaration of dividends by the underlying investment companies in which the Fund invests.

Per Share Data and Ratios for a Share of Beneficial Interest Outstanding Throughout Each Period Presented

Class C (BDRCX)	Year Ended March 31, 2017	Period Ended March 31, 2016 (1)
Net asset value, beginning of period	\$ 9.56	\$ 10.00
Activity from investment operations:		
Net investment income (2)	0.13	0.09
Net realized and unrealized gain (loss) on investments	0.06	(0.42)
Total from investment operations	0.19	(0.33)
Less distributions from:		
Net investment income	(0.16)	(0.11)
Total distributions	(0.16)	(0.11)
Net asset value, end of period	\$ 9.59	\$ 9.56
Total return (3)	2.07%	(3.25)% (6)
Net assets, at end of period (000s)	\$ 1	\$ 71
Ratio of gross expenses to average net assets before expense reimbursement or recapture (4)(5)(7)	3.37%	3.39%
Ratio of net expenses to average net assets after expense reimbursement or recapture (5)(7)	2.24%	2.24%
Ratio of net investment income to average net assets (5)(7)(8)	1.43%	1.18%
Portfolio Turnover Rate	524%	476% (6)

(1) The AlphaCentric Bond Rotation Fund Class C shares commenced operations on May 28, 2015.

(2) Per share amounts calculated using the average shares method.

(3) Total return in the above table is historical in nature and represents the rate that the investor would have earned or lost on an investment in the Fund assuming reinvestment of dividends and capital gain distributions, if any, and does not reflect the impact of sales charges. Had the Manager not waived a portion of the Fund's expenses, total returns would have been lower.

(4) Represents the ratio of expenses to average net assets absent fee waivers and/or expense reimbursements by the Manager.

(5) Annualized for periods less than one year.

(6) Not annualized.

(7) The ratios of expenses to average net assets and net investment income (loss) to average net assets do not reflect the expenses of the underlying investment companies in which the Fund invests.

(8) Recognition of net investment income (loss) is affected by the timing and declaration of dividends by the underlying investment companies in which the Fund invests.

Per Share Data and Ratios for a Share of Beneficial Interest Outstanding Throughout Each Period Presented

Class I (BDRIX)	Year Ended March 31, 2017	Period Ended March 31, 2016 (1)
Net asset value, beginning of period	\$ 9.59	\$ 10.00
Activity from investment operations:		
Net investment income (2)	0.26	0.18
Net realized and unrealized loss on investments	(0.06)	(0.43)
Total from investment operations	0.20	(0.25)
Less distributions from:		
Net investment income	(0.26)	(0.16)
Total distributions	(0.26)	(0.16)
Net asset value, end of period	\$ 9.53	\$ 9.59
Total return (3)	2.15%	(2.48)% (6)
Net assets, at end of period (000s)	\$ 249	\$ 59
Ratio of gross expenses to average net assets before expense reimbursement or recapture (4)(5)(7)	2.37%	4.39%
Ratio of net expenses to average net assets after expense reimbursement or recapture (5)(7)	1.24%	1.24%
Ratio of net investment income to average net assets (5)(7)(8)	2.76%	2.29%
Portfolio Turnover Rate	524%	476% (6)

(1) The AlphaCentric Bond Rotation Fund Class I shares commenced operations on May 28, 2015.

(2) Per share amounts calculated using the average shares method.

(3) Total return in the above table is historical in nature and represents the rate that the investor would have earned or lost on an investment in the Fund assuming reinvestment of dividends and capital gain distributions, if any, and does not reflect the impact of sales charges. Had the Manager not waived a portion of the Fund's expenses, total returns would have been lower.

(4) Represents the ratio of expenses to average net assets absent fee waivers and/or expense reimbursements by the Manager.

(5) Annualized for periods less than one year.

(6) Not annualized.

(7) The ratios of expenses to average net assets and net investment income (loss) to average net assets do not reflect the expenses of the underlying investment companies in which the Fund invests.

(8) Recognition of net investment income (loss) is affected by the timing and declaration of dividends by the underlying investment companies in which the Fund invests.

AlphaCentric Income Opportunities Fund

The following table is intended to help you better understand the Income Opportunities Fund's financial performance since its inception. Certain information reflects financial results for a single Fund share. Total return represents the rate you would have earned (or lost) on an investment in the Fund, assuming reinvestment of all dividends and distributions. The information for the fiscal period ended March 31, 2016 and 2017 has been audited by Cohen & Company, Ltd., an independent registered public accounting firm, whose report, along with the Fund's financial statements, is included in the annual report, which is available upon request.

Per Share Data and Ratios for a Share of Beneficial Interest Outstanding Throughout the Period Presented

Class A (IOFAX)	Year Ended March 31, 2017	Period Ended March 31, 2016 (1)
Net asset value, beginning of period	\$ 10.72	\$ 10.00
Activity from investment operations:		
Net investment income (2)	0.50	0.39
Net realized and unrealized gain on investments	0.78	0.69 (8)
Total from investment operations	1.28	1.08
Less distributions from:		
Net investment income	(0.53)	(0.35)
Return of capital	(0.01)	(0.01)
Total distributions	(0.54)	(0.36)
Paid-in-Capital From Redemption Fees	0.00 (9)	—
Net asset value, end of period	\$ 11.46	\$ 10.72
Total return (3)	12.22%	10.82% (6)
Net assets, at end of period (000s)	\$ 109,712	\$ 27,654
Ratio of gross expenses to average net assets before expense reimbursement or recapture (4)(5)	2.08%	2.26%
Ratio of net expenses to average net assets after expense reimbursement or recapture (5)	1.74%	1.74%
Ratio of net investment income to average net assets (5)(7)	4.39%	4.35%
Portfolio Turnover Rate	10%	6% (6)

- (1) The AlphaCentric Income Opportunities Fund Class A shares commenced operations on May 28, 2015.
- (2) Per share amounts calculated using the average shares method.
- (3) Total return in the above table is historical in nature and represents the rate that the investor would have earned or lost on an investment in the Fund assuming reinvestment of dividends and capital gain distributions, if any, and does not reflect the impact of sales charges. Had the Manager not waived a portion of the Fund's expenses, total returns would have been lower.
- (4) Represents the ratio of expenses to average net assets absent fee waivers and/or expense reimbursements by the Manager.
- (5) Annualized for periods less than one year.
- (6) Not annualized.
- (7) Recognition of net investment income (loss) is affected by the timing and declaration of dividends by the underlying investment companies in which the Fund invests.
- (8) Realized and unrealized gains and losses per share in this caption are balancing amounts necessary to reconcile the change in net asset value per share for the period, and may not reconcile with the aggregate gains and losses in the Statement of Operations due to share

transactions for the period.

(9) Less than \$0.01

Per Share Data and Ratios for a Share of Beneficial Interest Outstanding Throughout Each Period Presented

Class C (IOFCX)	Year Ended March 31, 2017	Period Ended March 31, 2016 (1)
Net asset value, beginning of period	\$ 10.71	\$ 10.00
Activity from investment operations:		
Net investment income (2)	0.39	0.34
Net realized and unrealized gain on investments	0.81	0.68 (8)
Total from investment operations	1.20	1.02
Less distributions from:		
Net investment income	(0.47)	(0.30)
Return of capital	(0.01)	(0.01)
Total distributions	(0.48)	(0.31)
Paid-in-Capital From Redemption Fees	0.00 (9)	—
Net asset value, end of period	\$ 11.43	\$ 10.71
Total return (3)	11.36%	10.19% (6)
Net assets, at end of period (000s)	\$ 18,574	\$ 1,118
Ratio of gross expenses to average net assets before expense reimbursement or recapture (4)(5)	2.83%	3.01%
Ratio of net expenses to average net assets after expense reimbursement or recapture (5)	2.49%	2.49%
Ratio of net investment income to average net assets (5)(7)	3.42%	3.78%
Portfolio Turnover Rate	10%	6% (6)

(1) The AlphaCentric Income Opportunities Fund Class C shares commenced operations on May 28, 2015.

(2) Per share amounts calculated using the average shares method.

(3) Total return in the above table is historical in nature and represents the rate that the investor would have earned or lost on an investment in the Fund assuming reinvestment of dividends and capital gain distributions, if any, and does not reflect the impact of sales charges. Had the Manager not waived a portion of the Fund's expenses, total returns would have been lower.

(4) Represents the ratio of expenses to average net assets absent fee waivers and/or expense reimbursements by the Manager.

(5) Annualized for periods less than one year.

(6) Not annualized.

(7) Recognition of net investment income (loss) is affected by the timing and declaration of dividends by the underlying investment companies in which the Fund invests.

(8) Realized and unrealized gains and losses per share in this caption are balancing amounts necessary to reconcile the change in net asset value per share for the period, and may not reconcile with the aggregate gains and losses in the Statement of Operations due to share transactions for the period.

(9) Less than \$0.01

Per Share Data and Ratios for a Share of Beneficial Interest Outstanding Throughout Each Period Presented

Class I (IOFIX)	Year Ended March 31, 2017	Period Ended March 31, 2016 (1)
Net asset value, beginning of period	\$ 10.72	\$ 10.00
Activity from investment operations:		
Net investment income (2)	0.52	0.43
Net realized and unrealized gain on investments	0.80	0.67 (8)
Total from investment operations	1.32	1.10
Less distributions from:		
Net investment income	(0.56)	(0.37)
Return of capital	(0.01)	(0.01)
Total distributions	(0.57)	(0.38)
Paid-in-Capital From Redemption Fees	0.00 (9)	—
Net asset value, end of period	\$ 11.47	\$ 10.72
Total return (3)	12.56%	11.00%
Net assets, at end of period (000s)	\$ 374,895	\$ 73,073 (6)
Ratio of gross expenses to average net assets before expense reimbursement or recapture (4)(5)	1.83%	2.01%
Ratio of net expenses to average net assets after expense reimbursement or recapture (5)	1.49%	1.49%
Ratio of net investment income to average net assets (5)(7)	4.56%	4.85%
Portfolio Turnover Rate	10%	6% (6)

(1) The AlphaCentric Income Opportunities Fund Class I shares commenced operations on May 28, 2015.

(2) Per share amounts calculated using the average shares method.

(3) Total return in the above table is historical in nature and represents the rate that the investor would have earned or lost on an investment in the Fund assuming reinvestment of dividends and capital gain distributions, if any, and does not reflect the impact of sales charges. Had the Manager not waived a portion of the Fund's expenses, total returns would have been lower.

(4) Represents the ratio of expenses to average net assets absent fee waivers and/or expense reimbursements by the Manager.

(5) Annualized for periods less than one year.

(6) Not annualized.

(7) Recognition of net investment income (loss) is affected by the timing and declaration of dividends by the underlying investment companies in which the Fund invests.

(8) Realized and unrealized gains and losses per share in this caption are balancing amounts necessary to reconcile the change in net asset value per share for the period, and may not reconcile with the aggregate gains and losses in the Statement of Operations due to share transactions for the period.

(9) Less than \$0.01

AlphaCentric Hedged Market Opportunity Fund

The following table is intended to help you better understand the Hedged Market Opportunity Fund's financial performance since its inception. Certain information reflects financial results for a single Fund share. Total return represents the rate you would have earned (or lost) on an investment in the Fund, assuming reinvestment of all dividends and distributions. The information for the fiscal period ended March 31, 2017 has been audited by Cohen & Company, Ltd., an independent registered public accounting firm, whose report, along with the Fund's financial statements, is included in the annual report, which is available upon request.

Per Share Data and Ratios for a Share of Beneficial Interest Outstanding Throughout The Period Presented

Period Ended March 31, 2017	Class A (HMXAX) (1)	Class C (HMXCX) (1)	Class I (HMXIX) (1)
Net asset value, beginning of period	\$ 18.06	\$ 18.06	\$ 18.06
Activity from investment operations:			
Net investment loss (2)	(0.21)	(0.31)	(0.19)
Net realized and unrealized gain on investments	0.72 (9)	0.77 (9)	0.73 (9)
Total from investment operations	<u>0.51</u>	<u>0.46</u>	<u>0.54</u>
Less distributions from:			
Net realized gains	(0.03)	(0.03)	(0.03)
Total distributions	<u>(0.03)</u>	<u>(0.03)</u>	<u>(0.03)</u>
Net asset value, end of period	<u>\$ 18.54</u>	<u>\$ 18.49</u>	<u>\$ 18.57</u>
Total return (3)(6)	<u>2.82%</u>	<u>2.54%</u>	<u>2.98%</u>
Net assets, at end of period (000s)	<u>\$ 1,906</u>	<u>\$ 75</u>	<u>\$ 10,512</u>
Ratio of gross expenses to average net assets before expense reimbursement or recapture (4)(5)	4.32% (8)	5.07% (8)	4.07% (8)
Ratio of net expenses to average net assets after expense reimbursement or recapture (5)	2.60% (8)	3.35% (8)	2.35% (8)
Ratio of net investment loss to average net assets (5)	(2.27)% (8)	(3.02)% (8)	(2.02)% (8)
Portfolio Turnover Rate (6)(7)	0%	0%	0%

- (1) AlphaCentric Hedged Market Opportunity Fund Class A, Class C and Class I commenced operations on September 30, 2016 and does not include performance prior to September 30, 2016 when Class I shares were previously shares of a private fund.
- (2) Per share amounts calculated using the average shares method.
- (3) Total return in the above table is historical in nature and represents the rate that the investor would have earned or lost on an investment in the Fund assuming reinvestment of dividends and capital gain distributions, if any, and does not reflect the impact of sales charges. Had the Manager not waived a portion of the Fund's expenses, total returns would have been lower.
- (4) Represents the ratio of expenses to average net assets absent fee waivers and/or expense reimbursements by the Manager.
- (5) Annualized for periods less than one year.
- (6) Not annualized.
- (7) All securities whose maturity or expiration date at the time of acquisition were one year or less are excluded from the portfolio turnover calculation.
- (8) Includes 0.36% for the period ended March 31, 2017 attributable to margin expense on short sales, which is not subject to waiver by the Adviser.

- (9) Realized and unrealized gains and losses per share in this caption are balancing amounts necessary to reconcile the change in net asset Value per share for the period, and may not reconcile with the aggregate gains and losses in the Statements of Operations due to share transactions during the period.

APPENDIX A:

INTERMEDIARY-SPECIFIC SALES CHARGE REDUCTIONS AND WAIVERS

Specific intermediaries may have different policies and procedures regarding the availability of sales charge reductions and waivers, which are discussed below. In all instances, it is the shareholder's responsibility to notify the Fund or the shareholder's financial intermediary at the time of purchase of any relationship or other facts qualifying the shareholder for sales charge reductions or waivers.

The information below was provided by the Financial Intermediary. The Fund is not responsible for the accuracy of the information.

MERRILL LYNCH

Effective April 10, 2017, shareholders purchasing Fund shares through a Merrill Lynch platform or account will be eligible only for the following load waivers (front-end sales charge waivers and contingent deferred, or back-end, sales charge waivers) and discounts, which may differ from those disclosed elsewhere in this Fund's prospectus or SAI.

Front-end Sales Load Waivers on Class A Shares available at Merrill Lynch

- Employer-sponsored retirement, deferred compensation and employee benefit plans (including health savings accounts) and trusts used to fund those plans, provided that the shares are not held in a commission-based brokerage account and shares are held for the benefit of the plan
- Shares purchased by or through a 529 Plan
- Shares purchased through a Merrill Lynch affiliated investment advisory program
- Shares purchased by third party investment advisors on behalf of their advisory clients through Merrill Lynch's platform
- Shares of funds purchased through the Merrill Edge Self-Directed platform (if applicable)
- Shares purchased through reinvestment of capital gains distributions and dividend reinvestment when purchasing shares of the same fund (but not any other fund within the fund family)
- Shares exchanged from Class C (i.e. level-load) shares of the same fund in the month of or following the 10-year anniversary of the purchase date
- Employees and registered representatives of Merrill Lynch or its affiliates and their family members
- Directors or Trustees of the Fund, and employees of the Fund's investment adviser or any of its affiliates, as described in the prospectus
- Shares purchased from the proceeds of redemptions within the same fund family, provided (1) the repurchase occurs within 90 days following the redemption, (2) the redemption and purchase occur in the same account, and (3) redeemed shares were subject to a front-end or deferred sales load (known as Rights of Reinstatement)

CDSC Waivers on A and C Shares available at Merrill Lynch

- Death or disability of the shareholder
- Shares sold as part of a systematic withdrawal plan as described in the Fund's prospectus
- Return of excess contributions from an IRA Account

- Shares sold as part of a required minimum distribution for IRA and retirement accounts due to the shareholder reaching age 70½
- Shares sold to pay Merrill Lynch fees but only if the transaction is initiated by Merrill Lynch
- Shares acquired through a right of reinstatement
- Shares held in retirement brokerage accounts, that are exchanged for a lower cost share class due to transfer to certain fee based accounts or platforms (applicable to A and C shares only)

Front-end load Discounts Available at Merrill Lynch: Breakpoints, Rights of Accumulation & Letters of Intent

- Breakpoints as described in this prospectus
- Rights of Accumulation (ROA) which entitle shareholders to breakpoint discounts will be automatically calculated based on the aggregated holding of fund family assets held by accounts within the purchaser's household at Merrill Lynch. Eligible fund family assets not held at Merrill Lynch may be included in the ROA calculation only if the shareholder notifies his or her financial advisor about such assets
- Letters of Intent (LOI) which allow for breakpoint discounts based on anticipated purchases within a fund family, through Merrill Lynch, over a 13-month period of time (if applicable)

RBC CAPITAL MARKETS, LLC (“RBC”)

Front-end Sales Load Waivers on Class A Shares available at RBC

- Employer-sponsored retirement plans.

The information disclosed in the appendix is part of, and incorporated in, the prospectus

PRIVACY NOTICE
MUTUAL FUND SERIES TRUST

Rev. July 2017

FACTS

WHAT DOES MUTUAL FUND SERIES TRUST DO WITH YOUR PERSONAL INFORMATION?

Why?

Financial companies choose how they share your personal information. Federal law gives consumers the right to limit some, but not all sharing. Federal law also requires us to tell you how we collect, share, and protect your personal information. Please read this notice carefully to understand what we do.

What?

The types of personal information we collect and share depends on the product or service that you have with us. This information can include:

- Social Security number and wire transfer instructions
- account transactions and transaction history
- investment experience and purchase history

When you are *no longer* our customer, we continue to share your information as described in this notice.

How?

All financial companies need to share customers' personal information to run their everyday business. In the section below, we list the reasons financial companies can share their customers' personal information; the reasons Mutual Fund Series Trust chooses to share; and whether you can limit this sharing.

Reasons we can share your personal information:	Does Mutual Fund Series Trust share information?	Can you limit this sharing?
For our everyday business purposes - such as to process your transactions, maintain your account(s), respond to court orders and legal investigations, or report to credit bureaus.	YES	NO
For our marketing purposes - to offer our products and services to you.	NO	We don't share
For joint marketing with other financial companies.	NO	We don't share
For our affiliates' everyday business purposes - information about your transactions and records.	NO	We don't share
For our affiliates' everyday business purposes - information about your credit worthiness.	NO	We don't share
For our affiliates to market to you	NO	We don't share
For non-affiliates to market to you	NO	We don't share

QUESTIONS? Call 1-844-223-8637

PRIVACY NOTICE
MUTUAL FUND SERIES TRUST

What we do:	
How does Mutual Fund Series Trust protect my personal information?	<p>To protect your personal information from unauthorized access and use, we use security measures that comply with federal law. These measures include computer safeguards and secured files and buildings.</p> <p>Our service providers are held accountable for adhering to strict policies and procedures to prevent any misuse of your nonpublic personal information.</p>
How does Mutual Fund Series Trust collect my personal information?	<p>We collect your personal information, for example, when you:</p> <ul style="list-style-type: none"> • open an account or deposit money • direct us to buy securities or direct us to sell your securities • seek advice about your investments <p>We also collect your personal information from others, such as credit bureaus, affiliates, or other companies.</p>
Why can't I limit all sharing?	<p>Federal law gives you the right to limit only:</p> <ul style="list-style-type: none"> • sharing for affiliates' everyday business purposes – information about your creditworthiness. • affiliates from using your information to market to you. • sharing for non-affiliates to market to you. <p>State laws and individual companies may give you additional rights to limit sharing.</p>

Definitions	
Affiliates	<p>Companies related by common ownership or control. They can be financial and non-financial companies.</p> <ul style="list-style-type: none"> • <i>Mutual Fund Series Trust does not share with affiliates.</i>
Non-affiliates	<p>Companies not related by common ownership or control. They can be financial and non-financial companies.</p> <ul style="list-style-type: none"> • <i>Mutual Fund Series Trust doesn't share with non-affiliates so they can market to you.</i>
Joint marketing	<p>A formal agreement between nonaffiliated financial companies that together market financial products or services to you.</p> <ul style="list-style-type: none"> • <i>Mutual Fund Series Trust doesn't jointly market.</i>

FOR MORE INFORMATION

Several additional sources of information are available to you. The Statement of Additional Information (“SAI”), incorporated into this Prospectus by reference, contains detailed information on Fund policies and operations, including policies and procedures relating to the disclosure of portfolio holdings by the Funds’ affiliates. Annual and semi-annual reports contain management’s discussion of market conditions and investment strategies that significantly affected each Fund’s performance results as of the Fund’s latest semi-annual or annual fiscal year end.

Call the Funds at 1-844-ACFUNDS (1-844-223-8637) to request free copies of the SAI, the annual report and the semi-annual report, to request other information about the Funds and to make shareholder inquiries. You may also obtain this information from the Funds' internet site at www.AlphaCentricFunds.com.

You may review and copy information about the Funds (including the SAI and other reports) at the Securities and Exchange Commission (the “SEC”) Public Reference Room in Washington, D.C. Call the SEC at 1-202-551-8090 for room hours and operation. You also may obtain reports and other information about the Funds on the EDGAR Database on the SEC’s Internet site at <http://www.sec.gov>, and copies of this information may be obtained, after paying a duplicating fee, by electronic request at the following e-mail address: publicinfo@sec.gov, or by writing the SEC’s Public Reference Section, Washington, D.C. 20549-0102.